



CRITERION 2



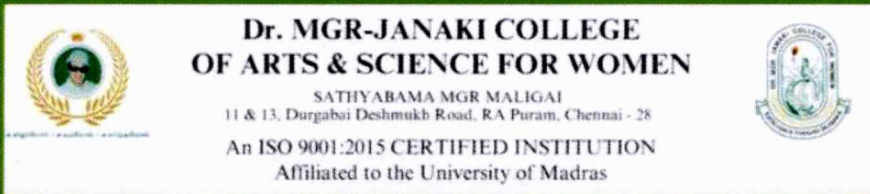
TEACHING LEARNING AND EVALUATION



CRITERION 2

2.1: STUDENT ENROLMENT AND PROFILE

2.1.1.1. FINAL ADMISSION LIST AS PUBLISHED BY THE HEI AND ENDORSED BY THE COMPETENT AUTHORITY



Verified and Certified Documents

Metric No: 2-1-1-1

Page No 4 to 73



Principals
Principal

PRINCIPAL
DR. MGR JANAKI COLLEGE OF
ARTS & SCIENCE FOR WOMEN
CHENNAI - 600 028.



ACADEMIC YEAR

2018-2019



உ.மதுரன்ஜனி + உ.தயாபமா + உ.மலிகை

DR. MGR-JANAKI COLLEGE OF ARTS & SCIENCE FOR WOMEN



SATHYABAMA MGR MALIGAI

No. 11&13, Dr. Durgabai Deshmuk Road, Raja Annamalai Puram, Chennai 600028
☎ +91 44 2493 7382 / 2493 7392 e-mail : admin@mgrjanaki.ac.in / visit us @ www. mgrjanaki.ac.in

09.11.2018

To
The Registrar,
University of Madras,
Chepauk,
Chennai – 600 005.

Dear Sir,

Sub: Students strength for the year 2018– 2019 and Report regarding reservation for
SCs & STs in the first year admission for the year 2018 – 2019 – reg.

Ref: No.: SPECIAL CELL/SCT/SE 2K18-2K19/305, dated: 03.10.2018

With reference to your communication cited above we have furnished the details about student's enrolment in various courses for both Shift-I and Shift-II for the year 2018 – 2019 (Proforma I) and Report regarding fulfillment of reservation for SCs and STs in first year admission for the year 2018– 2019 (Proforma II) in the specified format.

Thanking you,

Yours faithfully,

PRINCIPAL

for PRINCIPAL

DR. MGR JANAKI COLLEGE OF
ARTS & SCIENCE FOR WOMEN
CHENNAI-600 028.



UNIVERSITY OF MADRAS

PROFORMA-I – Day College(Shift I)

Statement of strength of the students
of Arts and Science Colleges as on
30th September, 2018

Name of the College: Dr. MGR Janaki College for Women, R.A. Puram , Chennai -28. Centre Code : 1423

DEGREE	Names of the Courses offered	I Year						II Year						III Year					
		Men		Women		Total		Men		Women		Total		Men		Women		Total	
		EM	TM	EM	TM	EM	TM	EM	TM	EM	TM	EM	TM	EM	TM	EM	TM	EM	TM
@	B.Com (A&F)	NA		75		75		NA		71		71		NA		70		70	
@	BBA			76		76				70		70				46		46	
@	B.Com (CS)			75		75				77		77				69		69	
@	BCA			100		100				100		100				99		99	
	Grand Total			326		326				318		318				284		284	
B.A.,	English			106		106				80		80				71		71	
	Natya			9		9				7		7				09		09	
	Grand Total for B.A.,			115		115				87		87				80		80	
M.A.,	Natya																		
	English			35		35				20		20							
	Grand Total for M.A.,			35		35				20		20							
B.Com.,	General			75		75				70		70				71		71	

@ Here details of other Degrees such as B.Lit., BLM., BBA., B.Com(A&F), B.Com(BM), B.Com(CS), B.Com(Co-Op), B.Music., BSW., MBA., MCA., MLM., M.S.W., Certificate., Diploma., PG Diploma., PGDCS etc., conducted under affiliation of this University, may be furnished.

-: 2 :-

PROFORMA – I (Contd..)

DEGREE	Names of the Courses offered	I Year						II Year						III Year					
		Men		Women		Total		Men		Women		Total		Men		Women		Total	
		EM	TM	EM	TM	EM	TM	EM	TM	EM	TM	EM	TM	EM	TM	EM	TM	EM	TM
B.Sc.,	Bio Chemistry	NA		51		51		NA		50		50		NA		50		50	
	Microbiology			52		52				50		50				50		50	
	Computer Science			51		51				48		48				51		51	
	Psychology			52		52				48		48				49		49	
	Mathematics			103		103				97		97				70		70	
M.Sc.,	Grand Total for B.Sc.,			309		309				293		293				270		270	
	Applied Microbiology			26		26				20		20							
	Grand Total for M.Sc.,			26		26				20		20							

Note: EM-English Medium, TM-Tamil Medium

PROFORMA – I (Contd..)

Number of Backward Class/ Scheduled Caste/ Scheduled Tribe/ General Turn/ Foreign Students admitted to each course of study offered in the College during the academic year 2018-19 (including II and III Years)

Degree	Name of courses offered	I YEAR										II YEAR										III YEAR																					
		S.C		S.T		MBC		B.C		G.T		Foreign Students	Total		S.C		S.T		MBC		B.C		G.T		Foreign Students	Total		S.C		S.T		MBC		B.C		G.T		Foreign Students	Total				
		M	W	M	W	M	W	M	W	M	W		M	W	M	W	M	W	M	W	M	W	M	W		M	W	M	W	M	W	M	W	M	W	M	W		M	W			
@	B.Com (A&F)		7				27		37		4				75		7				33		23		6				71		06				25		31		08				70
@	BBA		8				30		34		4				76		6				33		28		3				70		06		1		18		18		03				46
@	B.Com (CS)		9				29		30		7				75		9				32		34		2				77		7				37		23		3				70
@	BCA		10				42		43		5				100		9		1		43		40		7				100		9				39		45		06				99
	GRAND TOTAL		34				128		144		20				326		31		1		143		125		18				318		28		1		119		117		20				285
B.A.,	English		21		3		33		30		11				106		10		1		24		26		10				80		11				17		34		11				73
	Natya		1				2		3		3				9						1		3		3				7		02				03		01		05				11
	GRAND TOTAL		23		3		37		39		14				115		19		1		25		29		13				87		13				20		35		16				84
B.Sc.,	Bio Chemistry		7				21		20		3				51		5				21		22		2				50		03				21		19		07				50
	Microbiology		8		1		17		20		6				53		5				21		22		2				50		04		1		17		26		2				50
	Computer Science		3				21		22		3				51		3				20		23		2				48		03				23		23		2				51
	Psychology		7				11		27		7				52		4				8		23		13				48		04		1		12		21		12				50
	Mathematics		14				38		46		5				103		5				41		49		3				98		05				35		27		03				70
	GRAND TOTAL		41		1		108		135		23				308		22				111		139		22				294		19		2		108		116		26				271
	B.Com	General		11				19		36		9				75		7				29		25		9				70		08				31		30		02			

@ Here details of other Degrees such as B.Lit., BLM., BBA., B.Com(A&F), B.Com(BM), B.Com(CS), B.Com(Co-Op), B.Music., BSW., MBA., MCA., MLM., M.S.W., Certificate., Diploma., PG Diploma., PGDCS etc., conducted under affiliation of this University, may be furnished.


-: 4 :-

PROFORMA – I (Contd..)

Degree	Name of courses offered	I YEAR														II YEAR													
		S.C		S.T		M.B.C		B.C		G.T		Foreign Students		Total		S.C		S.T		M.B.C		B.C		G.T		Foreign Students		Total	
		M	W	M	W	M	W	M	W	M	W	M	W	M	W	M	W	M	W	M	W	M	W	M	W	M	W	M	W
M.A.,	Natya																												
	English		7				11		14		3				35		5				10		3		2				20
	GRAND TOTAL																												
M.Sc.,																													
	Applied Microbiology		5				12		8		1				26		2				2		14		2				26
	GRAND TOTAL																2				2		14		2				26
M.Com	NA																												

Degree	Name of the subject	No. OF SCHOLARS AS ON 30 TH SEPTEMBER, 20													
		S.C		S.T		M.B.C		B.C		G.T		Foreign Students		Total	
		M	W	M	W	M	W	M	W	M	W	M	W	M	W
M.Phil.,	NA														
Ph.D.,	NA														

NOTE: S.C - Scheduled Caste, S.T - Scheduled Tribe, M.B.C - Most Backward Community
B.C - Backward Community, G.T - General Turn, M – Men, W – Women.


Signature of the Principal Certifying the Particulars
furnished in Proforma – I (All Pages)

PRINCIPAL
DR. MGR JANAKI COLLEGE OF
ARTS & SCIENCE FOR WOMEN
CHENNAI-600 025.



-: 5 :-

UNIVERSITY OF MADRAS **PROFORMA-II – Shift I**

**PROFORMA FOR REPORT REGARDING FULFILMENT OF RESERVATION FOR SCHEDULED CASTES AND SCHEDULED TRIBES IN ADMISSION IN UNIVERSITY
TEACHING DEPARTMENTS & COLLEGES FOR THE YEAR 2018 - 2019 , AS ON 30TH SEPTEMBER 2018**

NAME OF THE DEPARTMENT/COLLEGE: Dr. MGR Janaki College for Women, R.A. Puram , Chennai -28. Centre Code: 1423

SL. NO.	I	ARTS		SCIENCE		COMMERCE		EDUCATION		COMPUTER APPLICATION		MANAGEMENT		LAW		Any Other Courses (Specify)	
		U.G COURSE	P.G COURSE	U.G COURSE	P.G COURSE	U.G COURSE	P.G COURSE	U.G COURSE	P.G COURSE	U.G COURSE	P.G COURSE	U.G COURSE	P.G COURSE	U.G COURSE	P.G COURSE	U.G COURSE	P.G COURSE
		2	3	4	5	6	7	8	9	10	11	12	13	14	15	16	17
1	Number of students applied (a) In Total	30	7	50	5	50	-			15	-						
	(b) Of which SC	27	7	49	5	50	-			15	-						
	(c) Of which ST	3	-	1	-	-	-			-	-						
2	Number of students admitted (a) In Total	26	7	42	5	29	-			10	-						
	(b) Of which SC	23	7	41	5	29	-			10	-						
	(c) Of which ST	3	-	1	-	-	-			-	-						
3	Number of students admitted in general merit list not to be counted towards reservation quota (a) SC	2	-	2		2				-							
	(b) ST																
4	Percentage of SC & ST students admitted to total number of students admitted (Excluding those admitted in general merit list) (a) SC																
	(b) ST																

P.T.O

-: 6 :-

SL. NO.		ARTS		SCIENCE		COMMERCE		EDUCATION		COMPUTER APPLICATION		MANAGEMENT		LAW		Any Other Courses (Specify)	
		U.G COURSE	P.G COURSE	U.G COURSE	P.G COURSE	U.G COURSE	P.G COURSE	U.G COURSE	P.G COURSE	U.G COURSE	P.G COURSE	U.G COURSE	P.G COURSE	U.G COURSE	P.G COURSE	U.G COURSE	P.G COURSE
		2	3	4	5	6	7	8	9	10	11	12	13	14	15	16	17
5	Least percentage of marks of admitted general students (including SC & ST students admitted in general merit list)	55%		50%		53%				50%							
6	Least percentage of marks of admitted SC & ST students	60%		46%	55%	50%				46%							
	(a) SC																
	(b) ST			44%													
7	Prescribed percentage of reservation																
	(a) SC	18%	18%	18%	18%	18%	18%	18%	18%	18%	18%	18%	18%	18%	18%	18%	18%
	(b) ST	1%	1%	1%	1%	1%	1%	1%	1%	1%	1%	1%	1%	1%	1%	1%	1%
8	Whether reservation completely fulfilled in respect of	Yes		Yes		Yes				Yes							
	(a) SC																
	(b) ST			Yes													
	If not precise reason																
9	Steps taken by College / University Departments to fill up the reserved seats for which SC & ST students not available.																

DATE: 09.11.2018

OFFICE SEAL:

Lam Balaji

Principal
Certifying the particulars furnished in
Proforma-II.

Sd/ **PRINCIPAL**
DR. MGR JANAKI COLLEGE OF
ARTS & SCIENCE FOR WOMEN
CHENNAI-600 028.



UNIVERSITY OF MADRAS

PROFORMA-I – Evening College(Shift II)

Statement of strength of the students
of Arts and Science Colleges as on
30th September, 2018

Name of the College: Dr. MGR Janaki College for Women, R.A. Puram , Chennai -28. Centre Code : 1424

DEGREE	Names of the Courses offered	I Year						II Year						III Year					
		Men		Women		Total		Men		Women		Total		Men		Women		Total	
		EM	TM	EM	TM	EM	TM	EM	TM	EM	TM	EM	TM	EM	TM	EM	TM	EM	TM
@	B.Com (A&F)			69		69				70		70				68		68	
@	BBA			70		70				70		70				47		47	
@	B.Com (CS)			70		70				70		70				67		67	
@	BCA			100		100				54		54				49		49	
	B.Com(BM)			77		77				69		69				64		64	
	Grand Total			386		386				333		333				295		295	
B.A.,	---NA---																		
	---NA---																		
	Grand Total for B.A.,																		
M.A.,	Human Resources and Management			23		23				12		12							
	Grand Total for M. A.,			23		23				12		12							
B.Com.,	General			75		75				70		70				68		68	

@ Here details of other Degrees such as B.Lit., BLM., BBA., B.Com(A&F), B.Com(BM), B.Com(CS), B.Com(Co-Op), B.Music., BSW., MBA., MCA., MLM., M.S.W., Certificate., Diploma., PG Diploma., PGDCS etc., conducted under affiliation of this University, may be furnished.

-: 2 :-

PROFORMA – I (Contd..)

DEGREE	Names of the Courses offered	I Year						II Year						III Year					
		Men		Women		Total		Men		Women		Total		Men		Women		Total	
		EM	TM	EM	TM	EM	TM	EM	TM	EM	TM	EM	TM	EM	TM	EM	TM	EM	TM
B.Sc.	Computer Science				99		99			99		99				98		98	
	Grand Total for B.Sc.,									99		99				98		98	
M.Sc.,	Bioinformatics				5		5			14		14							
	Information Technology				13		13			8		8							
	Grand Total for M.Sc.,				18		18			22		22							

Note: EM-English Medium, TM-Tamil Medium

-: 3 :-

PROFORMA – I (Contd..)

Number of Backward Class/ Scheduled Caste/ Scheduled Tribe/ General Turn/ Foreign Students admitted to each course of study offered in the College during the academic year 2018 - 2019 (including II and III Years)

Degree		Name of courses offered	I YEAR												II YEAR												III YEAR															
			S.C		S.T		MBC		B.C		G.T		Foreign Student's		Total	S.C		S.T		MBC		B.C		G.T		Foreign Student's		Total	S.C		S.T		MBC		B.C		G.T		Foreign Student's		Total	
			M	W	M	W	M	W	M	W	M	W	M	W		M	W	M	W	M	W	M	W	M	W	M	W		M	W	M	W	M	W	M	W	M	W	M	W		
@	B.Com (A&F)		8				25		28		8				69		7		0		32		28		2			70		5				26		30		3				66
@	BBA		12				32		25		2				71		18		0		25		23		4			70		6		1		18		18		3				46
	B.Com (CS)		7				36		23		4				70		7		0		39		20		7			79		8				31		24		6				67
@	BCA		15				44		38		3				100		5		0		18		30		3			56		2				18		28		1				49
	B.Com(BM)		11		1		28		35		2				77		10		1		25		28		5			69		4		2		29		28		1				64
	GRAND TOTAL		53		1		165		149		19				387		47		1		130		136		21			335		23		3		122		132		14				294
	Computer Science		10		1		40		42		0				60		9		1		41		41		5			98		9				41		43		3				96
	GRAND TOTAL		10		1		40		42		0				60		9		1		41		41		5			98		9				41		43		3				96
B.Com	General		10				28		31		0				75		9		0		26		33		2			70		1				24		40		4				68


@ Here details of other Degrees such as B.Lit., BLM., BBA., B.Com(A&F), B.Com(BM), B.Com(CS), B.Com(Co-Op), B.Music., BSW., MBA., MCA., MLM., M.S.W., Certificate., Diploma., PG Diploma., PGDCS etc., conducted under affiliation of this University, may be furnished.

-: 4 :-

PROFORMA – I (Contd..)

Degree	Name of courses offered	I YEAR														II YEAR													
		S.C		S.T		M.B.C		B.C		G.T		Foreign Students		Total		S.C		S.T		M.B.C		B.C		G.T		Foreign Students		Total	
		M	W	M	W	M	W	M	W	M	W	M	W	M	W	M	W	M	W	M	W	M	W	M	W	M	W	M	W
M.A.,	Human Resources and Management		4				6		9		4				23		2		0		3		7		0				12
	GRAND TOTAL		4				6		9		4				23		2		0		3		7		0				12
M.Sc.,	Bioinformatics						2		2		1				5		3		0		4		7		0				14
	Information Technology		2				5		5		1				13		2		0		4		2		0				8
	GRAND TOTAL																5		0		8		9		0				22
M.Com	NA																												
Degree	Name of the subject	No. OF SCHOLARS AS ON 30 TH SEPTEMBER, 20																											
		S.C		S.T		M.B.C		B.C		G.T		Foreign Students		Total															
		M	W	M	W	M	W	M	W	M	W	M	W	M	W	M	W	M	W	M	W	M	W	M	W	M	W	M	W
M.Phil.,	NA																												
Ph.D.,	NA																												

NOTE: S.C - Scheduled Caste, S.T - Scheduled Tribe, M.B.C - Most Backward Community
B.C - Backward Community, G.T - General Turn, M – Men, W – Women.


Signature of the Principal Certifying the Particulars
furnished in Proforma – I (All Pages)

for
PRINCIPAL
DR. MGR JANAKI COLLEGE OF
ARTS & SCIENCE FOR WOMEN
CHENNAI-600 028.



-: 5 :-

UNIVERSITY OF MADRAS **PROFORMA-II –Shift II**

**PROFORMA FOR REPORT REGARDING FULFILMENT OF RESERVATION FOR SCHEDULED CASTES AND SCHEDULED TRIBES IN ADMISSION IN UNIVERSITY
TEACHING DEPARTMENTS & COLLEGES FOR THE YEAR 2018 - 2019 , AS ON 30TH SEPTEMBER 2018**

NAME OF THE DEPARTMENT/COLLEGE: Dr. MGR Janaki College for Women, R.A. Puram , Chennai -28. Centre Code : 1424.

SL. NO.		ARTS		SCIENCE		COMMERCE		EDUCATION		COMPUTER APPLICATION		MANAGEMENT		LAW		Any Other Courses (Specify)	
		U.G COURSE	P.G COURSE	U.G COURSE	P.G COURSE	U.G COURSE	P.G COURSE	U.G COURSE	P.G COURSE	U.G COURSE	P.G COURSE	U.G COURSE	P.G COURSE	U.G COURSE	P.G COURSE	U.G COURSE	P.G COURSE
	I	2	3	4	5	6	7	8	9	10	11	12	13	14	15	16	17
1	Number of students applied	0		25	15	50				15		80	20				
	(a) In Total	0		25	15	50				15		80	20				
	(b) Of which SC	0		5	3	30				4		8	0				
	(c) Of which ST	0		0	0	0				0		0	0				
2	Number of students admitted	0		20	15	35				20		70	12				
	(a) In Total	0		20	15	35				20		70	12				
	(b) Of which SC	0		5	3	25				4		8	0				
	(c) Of which ST	0		0	0	0				0		0	0				
3	Number of students admitted in general merit list not to be counted towards reservation quota																
	(a) SC																
	(b) ST																
4	Percentage of SC & ST students admitted to total number of students admitted (Excluding those admitted in general merit list)																
	(a) SC																
	(b) ST																

P.T.O

-: 6 :-

SL. NO.	1	ARTS		SCIENCE		COMMERCE		EDUCATION		COMPUTER APPLICATION		MANAGEMENT		LAW		Any Other Courses (Specify)	
		UG COURSE	P.G. COURSE	UG COURSE	P.G. COURSE	UG COURSE	P.G. COURSE	UG COURSE	P.G. COURSE	UG COURSE	P.G. COURSE	UG COURSE	P.G. COURSE	UG COURSE	P.G. COURSE	UG COURSE	P.G. COURSE
		2	3	4	5	6	7	8	9	10	11	12	13	14	15	16	17
5	Least percentage of marks of admitted general students (including SC & ST students admitted in general merit list)	55%	60%	50%	60%	53%				50%							
6	Least percentage of marks of admitted SC & ST students	60%	55%	46%	55%	50%				46%							
	(a) SC																
	(b) ST																
7	Prescribed percentage of reservation	18%	18%	18%	18%	18%	18%	18%	18%	18%	18%	18%	18%	18%	18%	18%	18%
	(a) SC																
	(b) ST	1%	1%	1%	1%	1%	1%	1%	1%	1%	1%	1%	1%	1%	1%	1%	1%
8	Whether reservation completely fulfilled in respect of	Yes		Yes		Yes				Yes							
	(a) SC																
	(b) ST																
	If not precise reason																
9	Steps taken by College / University Departments to fill up the reserved seats for which SC & ST students not available.																

Lavul Balaji

DATE: 09.11.2018

OFFICE SEAL:

Principal
Certifying the particulars furnished in
Proforma-II.

for
PRINCIPAL
DR. MGR JANAKI COLLEGE OF
ARTS & SCIENCE FOR WOMEN
CHENNAI-600 028.



**Dr. MGR-JANAKI COLLEGE
OF ARTS & SCIENCE FOR WOMEN**

SATHYABAMA MGR MALIGAI
11 & 13, Durgabai Deshmukh Road, RA Puram, Chennai - 28

An ISO 9001:2015 CERTIFIED INSTITUTION
Affiliated to the University of Madras

**ACADEMIC YEAR
2019-2020**

आर. पी.-54—(एस)
R. P.-54—(S)

भारतीय डाक विभाग
DEPARTMENT OF POSTS, INDIA

प्रेषक डाकघर
की नाम मोहर
Name stamp of
office of posting



भेजने वाले
का पता
Sender's
Address

DR. MGR JANAKI COLLEGE OF ARTS &
SCIENCE FOR WOMEN. No: 11 & 13, DURGA BAI DESHMUKH
ROAD, CHENNAI - 600 028.

पिन/PIN

--	--	--	--	--	--

MGIPCBE—CRC—1 PSD/CH/14—4-6-14—70,000 Pads

13.11.2019

To
The Registrar,
University of Madras,
Chepauk,
Chennai - 600005.

Dear Sir,

Sub: Students strength for the year 2019–2020 and Report regarding reservation for SCs & STs in the first year admission for the year 2019 – 2020 – reg.

Ref: D.O.No.: SPECIAL CELL/SCT/SE 2K19-2K20/309, dated: 09.10.2019

With reference to your communication cited above we have furnished the details about students enrolment in various courses for both Shift-I and Shift-II for the year 2019 – 2020 (Proforma I) and Report regarding fulfillment of reservation for SCs and STs in first year admission for the year 2019 – 2020 (Proforma II) in the specified format.

Thanking you,

Yours faithfully,

Chandrabati
PRINCIPAL

PRINCIPAL
DR. MGR JANAKI COLLEGE OF
ARTS & SCIENCE FOR WOMEN
CHENNAI - 600 028.

ET263057832IN IVR:6984263057832
SP ADYAR S.O. (CHENNAI) (600028)

Counter No:2,21/11/2019,10:57 India Post
To:THE REGISTRAR,UNIVERSITY OF MA
PIN:600005, Tiruvallikeni S.O
From:DR. MGR JANA,CHENNAI

Wt:77gms
Amt:41.30(Cash)Tax:6.30
<Track on www.indiapost.gov.in>
Regd 1908 244 10171



UNIVERSITY OF MADRAS

PROFORMA-I – Day College(Shift I)

Statement of strength of the students
of Arts and Science Colleges as on
30th September, 2019

Name of the College: Dr. MGR Janaki College for Women, R.A. Puram , Chennai -28. Centre Code : 1423

DEGREE	Names of the Courses offered	I Year						II Year						III Year					
		Men		Women		Total		Men		Women		Total		Men		Women		Total	
		EM	TM	EM	TM	EM	TM	EM	TM	EM	TM	EM	TM	EM	TM	EM	TM	EM	TM
@	B.Com (A&F)	NA		70		70		NA		73		73		NA		75		75	
@	BBA			70		70				66		66				75		75	
@	B.Com (CS)			70		70				75		75				73		73	
@	BCA			99		99				99		99				101		101	
	Grand Total					309						313						324	
B.A.,	English			93		93				80		80				90		90	
	Natya			18		18				14		14				9		9	
	Grand Total for B.A.,					111						94						99	
M.A.,	Natya			4		4				3		3							
	English			24		24				31		31							
	Grand Total for M.A.,					28						34							
B.Com.,	General			73		73				75		75				77		77	

@ Here details of other Degrees such as B.Lit., BLM., BBA., B.Com (A&F), B.Com(BM), B.Com(CS), B.Com(Co-Op), B.Music., BSW., MBA., MCA., MLM., M.S.W., Certificate., Diploma., PG Diploma., PGDCS etc., conducted under affiliation of this University, may be furnished.

-: 2 :-

PROFORMA – I (Contd.)

DEGREE	Names of the Courses offered	I Year						II Year						III Year					
		Men		Women		Total		Men		Women		Total		Men		Women		Total	
		EM	TM	EM	TM	EM	TM	EM	TM	EM	TM	EM	TM	EM	TM	EM	TM	EM	TM
B.Sc.,	Bio Chemistry	NA		40		40		NA		46		46		NA		44		44	
	Microbiology			76		76				89		89				51		51	
	Computer Science			50		50				50		50				51		51	
	Psychology			52		52				48		48				49		49	
	Mathematics			53		53				89		89				99		99	
	Visual Communication			8		8				4		4				0		0	
M.Sc.,	Grand Total for B.Sc.,					279						326						294	
	Applied Microbiology			14		14				21		21							
	Grand Total for M.Sc.,					14						21							

Note: EM-English Medium, TM-Tamil Medium

-: 3 :-

PROFORMA – I (Contd..)

Number of Backward Class/ Scheduled Caste/ Scheduled Tribe/ General Turn/ Foreign Students admitted to each course of study offered in the College during the academic year 2019-20 (including II and III Years)

Degree	Name of courses offered	I YEAR												II YEAR												III YEAR																	
		S.C		S.T		MBC		B.C		G.T		Foreign Students		Total		S.C		S.T		MBC		B.C		G.T		Foreign Students		Total		S.C		S.T		MBC		B.C		G.T		Foreign Students		Total	
		M	W	M	W	M	W	M	W	M	W	M	W	M	W	M	W	M	W	M	W	M	W	M	W	M	W	M	W	M	W	M	W	M	W	M	W	M	W				
@	B.Com (A&F)	7		0		23		36		4		0		70		5		0		18		47		2		0		73		6		0		27		39		5		0		75	
@	BBA	5		0		34		34		0		0		70		8		0		29		26		3		0		66		6		0		59		36		5		0		75	
@	B.Com (CS)	5		0		30		31		4		0		70		7		0		32		34		2		0		75		8		0		59		28		7		0		73	
@	BCA	10		1		37		49		2		0		99		14		0		39		40		6		0		99		9		0		43		45		4		0		101	
	GRAND TOTAL	27		1		124		147		10		0		309		35		0		118		147		13		0		313		29		0		130		108		17		0		324	
B.A.,	English	23		1		24		37		8		0		93		17		1		28		34		1		0		80		16		5		31		32		8		0		90	
	Natya	2		0		2		7		7		3		18				1		3		5		4		0		14		1		0		1		4		3		0		9	
	GRAND TOTAL	25		1		26		44		15		3		111		17		2		31		39		5		0		94		17		3		32		36		11		0		99	
B.Sc.,	Bio Chemistry	8				11		18		3				40		7		1		14		24		0		0		46		6		0		18		18		2		0		44	
	Microbiology	13		2		27		30		6				76		19		1		40		26		3		0		89		6		1		17		21		6		0		51	
	Computer Science	3				24		22		1				50		5		0		17		25		3		0		50		5		0		21		22		3		0		51	
	Psychology	6				12		24		9				45		3		0		6		25		11		3		48		4		0		12		28		5		0		49	
	Mathematics	11		1		26		15		1				54		12		0		31		40		6		0		89		10		0		38		49		2		0		59	
	Visual Communication	2				3		2		1				8		1		0				5		0		0		4		0		0		0		0		0		0		0	
	GRAND TOTAL	43		3		103		112		16				279		47		2		108		143		23		3		322		31		1		99		136		22		0		194	
B.Com	General	7				29		30		7				73		14		0		20		35		6		0		75		9		0		22		35		8		0		77	

@ Here details of other Degrees such as B.Lit., BLM., BBA., B.Com(A&F), B.Com(BM), B.Com(CS), B.Com(Co-Op), B.Music., BSW., MBA., MCA., MLM., M.S.W., Certificate., Diploma., PG Diploma., PGDCS etc., conducted under affiliation of this University, may be furnished.

PROFORMA - I (Contd..)

Degree	Name of courses offered	I YEAR														II YEAR													
		S.C		S.T		M.B.C		B.C		G.T		Foreign Students		Total		S.C		S.T		M.B.C		B.C		G.T		Foreign Students		Total	
		M	W	M	W	M	W	M	W	M	W	M	W	M	W	M	W	M	W	M	W	M	W	M	W	M	W	M	W
M.A.,	Natya							2		2		0		4		1		0		1		0		1		0		3	
	English		3		0		5		13		3		0		24		4		1		4		15		2		1		31
	GRAND TOTAL		3		0		5		15		5		0		28		5		1		5		15		8		1		34
M.Sc.,																													
	Applied Microbiology		2		0		3		9		0		0		14		3		0		5		10		3		0		21
	GRAND TOTAL		2		0		3		9		0		0		14		3		0		5		10		3				21
M.Com	NA																												

Degree	Name of the subject	No. OF SCHOLARS AS ON 30 TH SEPTEMBER, 2019													
		S.C		S.T		M.B.C		B.C		G.T		Foreign Students		Total	
		M	W	M	W	M	W	M	W	M	W	M	W	M	W
M.Phil.,	NA														
Ph.D.,	NA														

NOTE: S.C - Scheduled Caste, S.T - Scheduled Tribe, M.B.C - Most Backward Community
B.C - Backward Community, G.T - General Turn, M - Men, W - Women.

Signature of the Principal Certifying the Particulars
furnished in Proforma - I (All Pages)

PRINCIPAL
DR. MGR JANAKI COLLEGE OF
ARTS & SCIENCE FOR WOMEN
CHENNAI - 600 028.



-: 5 :-
UNIVERSITY OF MADRAS
PROFORMA-II – Shift I

**PROFORMA FOR REPORT REGARDING FULFILMENT OF RESERVATION FOR SCHEDULED CASTES AND SCHEDULED TRIBES IN ADMISSION IN UNIVERSITY
 TEACHING DEPARTMENTS & COLLEGES FOR THE YEAR 2019 - 2020, AS ON 30TH SEPTEMBER 2019**

NAME OF THE DEPARTMENT/COLLEGE: Dr. MGR Janaki College for Women, R.A. Puram, Chennai -28. Centre Code: 1423


Sl. NO.	1	ARTS		SCIENCE		COMMERCE		EDUCATION		COMPUTER APPLICATION		MANAGEMENT		LAW		Any Other Courses (Specify)	
		UG COURSE	PG COURSE	UG COURSE	PG COURSE	UG COURSE	PG COURSE	UG COURSE	PG COURSE	UG COURSE	PG COURSE	UG COURSE	PG COURSE	UG COURSE	PG COURSE	UG COURSE	PG COURSE
		2	3	4	5	6	7	8	9	10	11	12	13	14	15	16	17
1	Number of students applied (a) In Total	200	50	338	22	224	-	-	-	99	-	69	-	-	-	-	-
	(b) Of which SC	29	3	50	4	23	-	-	-	14	-	6	-	-	-	-	-
	(c) Of which ST	2	-	5	-	1	-	-	-	1	-	0	-	-	-	-	-
2	Number of students admitted (a) In Total	111	28	279	14	213	-	-	-	99	-	70	-	-	-	-	-
	(b) Of which SC	25	3	43	2	19	-	-	-	10	-	5	-	-	-	-	-
	(c) Of which ST	1	-	3	-	-	-	-	-	1	-	0	-	-	-	-	-
3	Number of students admitted in general merit list not to be counted towards reservation quota (a) SC	-	-	-	-	-	-	-	-	-	-	-	-	-	-	-	-
	(b) ST	-	-	-	-	-	-	-	-	-	-	-	-	-	-	-	-
4	Percentage of SC & ST students admitted to total number of students admitted (Excluding those admitted in general merit list) (a) SC	-	-	-	-	-	-	-	-	-	-	-	-	-	-	-	-
	(b) ST	-	-	-	-	-	-	-	-	-	-	-	-	-	-	-	-

-: 6 :-

SL. NO.	1	ARTS		SCIENCE		COMMERCE		EDUCATION		COMPUTER APPLICATION		MANAGEMENT		LAW		Any Other Courses (Specify)	
		UG COURSE 2	PG COURSE 3	UG COURSE 4	PG COURSE 5	UG COURSE 6	PG COURSE 7	UG COURSE 8	PG COURSE 9	UG COURSE 10	PG COURSE 11	UG COURSE 12	PG COURSE 13	UG COURSE 14	PG COURSE 15	UG COURSE 16	PG COURSE 17
5	Least percentage of marks of admitted general students (including SC & ST students admitted in general merit list)	55%		50%		53%				50%							
6	Least percentage of marks of admitted SC & ST students	60%		46%	55%	50%				46%							
	(a) SC																
	(b) ST			44%													
7	Prescribed percentage of reservation																
	(a) SC	18%	18%	18%	18%	18%	18%	18%	18%	18%	18%	18%	18%	18%	18%	18%	18%
	(b) ST	1%	1%	1%	1%	1%	1%	1%	1%	1%	1%	1%	1%	1%	1%	1%	1%
8	Whether reservation completely fulfilled in respect of	Yes		Yes		Yes				Yes							
	(a) SC																
	(b) ST			Yes													
	If not precise reason																
9	Steps taken by College / University Departments to fill up the reserved seats for which SC & ST students not available.																

DATE: 13.11.2019

OFFICE SEAL:

Principal
 Certifying the particulars furnished in
 Proforma-II

PRINCIPAL
DR. MGR JANAKI COLLEGE OF
ARTS & SCIENCE FOR WOMEN
CHENNAI - 600 028.



UNIVERSITY OF MADRAS

PROFORMA-I – Evening College(Shift II)

Statement of strength of the students
of Arts and Science Colleges as on
30th September, 2019

Name of the College: Dr. MGR Janaki College for Women, R.A. Puram , Chennai -28. Centre Code : 1424

DEGREE	Names of the Courses offered	I Year						II Year						III Year					
		Men		Women		Total		Men		Women		Total		Men		Women		Total	
		EM	TM	EM	TM	EM	TM	EM	TM	EM	TM	EM	TM	EM	TM	EM	TM	EM	TM
@	B.Com (A&F)			69		69				65		65				65		65	
@	BBA			68		68				68		68				61		61	
@	B.Com (CS)			69		69				68		68				63		63	
@	BCA			95		95				70		70				95		95	
	B.Com(BM)			70		70				68		68				66		66	
	Grand Total					371						339						350	
B.A.,	---NA---																		
	----NA----																		
	Grand Total for B.A.,																		
M.A.,	Human Resources and Management			9		9				10		10							
	Grand Total for M. A.,					9						10							
B.Com.,	General			71		71				69		69				72		72	

@ Here details of other Degrees such as B.Lit., BLM., BBA., B.Com(A&F), B.Com(BM), B.Com(CS), B.Com(Co-Op), B.Music., BSW., MBA., MCA., MLM., M.S.W., Certificate., Diploma., PG Diploma., PGDCS etc., conducted under affiliation of this University, may be furnished.

-: 2 :-

PROFORMA – I (Contd..)

DEGREE	Names of the Courses offered	I Year						II Year						III Year					
		Men		Women		Total		Men		Women		Total		Men		Women		Total	
		EM	TM	EM	TM	EM	TM	EM	TM	EM	TM	EM	TM	EM	TM	EM	TM	EM	TM
B.Sc.	Computer Science			66		66				52		52				94		94	
	Grand Total for B.Sc.,					66						52						94	
M.Sc.,	Bioinformatics			9		9				10		10							
	Information Technology			6		6				14		14							
	Grand Total for M.Sc.,					15						24							

Note: EM-English Medium, TM-Tamil Medium

-: 3 :-

PROFORMA – I (Contd..)

Number of Backward Class/ Scheduled Caste/ Scheduled Tribe/ General Turn/ Foreign Students admitted to each course of study offered in the College during the academic year 2019 - 2020 (including II and III Years)

Degree	Name of courses offered	I YEAR										II YEAR										III YEAR																						
		S.C		S.T		MBC		B.C		G.T		Foreign Student ₁		Total		S.C		S.T		MBC		B.C		G.T		Foreign Student ₂		Total		S.C		S.T		MBC		B.C		G.T		Foreign Student ₃		Total		
		M	W	M	W	M	W	M	W	M	W	M	W	M	W	M	W	M	W	M	W	M	W	M	W	M	W	M	W	M	W	M	W	M	W	M	W	M	W	M	W			
@	B.Com (A&F)		3		0		27		30		4		0		65		6		0		29		27		3		0		65		8		0		25		26		6		0		65	
@	BBA		0		0		31		30		1		0		61		30		0		21		17		4		0		68		11		0		26		23		1		0		61	
	B.Com (CS)		7		0		27		31		4		0		70		6				36		23		3		0		68		6		0		25		30		2		0		63	
@	BCA		20		0		45		30		1		0		95		7		0		28		31		4		0		70		15		0		41		36		3		0		95	
	B.Com(BM)		3		0		25		32		2		0		70		8		0		34		24		2		0		68		8		0		26		32		0		0		66	
	GRAND TOTAL		49		0		157		153		12		0		372		57		0		148		118		16		0		339		48		0		147		149		12		0		350	
	Computer Science		16		0		31		19		0		0		66		5		0		20		22		3		0		52		10		1		41		36		6		0		94	
	GRAND TOTAL		16		0		31		19		0		0		66		5		0		20		22		3		0		52		10		1		41		36		6		0		94	
B.Com	General		7		0		26		34		4		0		71		18		0		23		25		3		0		69		9		0		25		32		9		0		72	

@ Here details of other Degrees such as B.Lit., BLM., BBA., B.Com(A&F), B.Com(BM), B.Com(CS), B.Com(Co-Op), B.Music., BSW., MBA., MCA., MLM., M.S.W., Certificate., Diploma., PG Diploma., PGDCS etc., conducted under affiliation of this University, may be furnished.

-: 4 :-

PROFORMA - I (Contd..)

Degree	Name of courses offered	I YEAR														II YEAR													
		S.C		S.T		M.B.C		B.C		G.T		Foreign Students		Total		S.C		S.T		M.B.C		B.C		G.T		Foreign Students		Total	
		M	W	M	W	M	W	M	W	M	W	M	W	M	W	M	W	M	W	M	W	M	W	M	W	M	W	M	W
M.A.,	Human Resources and Management		0		0		5		2		2		0		9		2		0		3		4		1		0		10
	GRAND TOTAL		0		0		5		2		2		0		9		2		0		3		4		1		0		10
M.Sc.,	Bioinformatics		2		0		4		4		1		0		11		2		0		1		1		0		0		4
	Information Technology		1		0		5		7		1		0		14		2		0		5		5		1		0		13
	GRAND TOTAL		3		0		9		11		2		0		25		4		0		6		6		1		0		17
M.Com	NA																												
Degree	Name of the subject	No. OF SCHOLARS AS ON 30 th SEPTEMBER, 2019																											
		S.C		S.T		M.B.C		B.C		G.T		Foreign Students		Total															
		M	W	M	W	M	W	M	W	M	W	M	W	M	W														
M.Phil.,	NA																												
Ph.D.,	NA																												

NOTE: S.C - Scheduled Caste, S.T - Scheduled Tribe, M.B.C - Most Backward Community
B.C - Backward Community, G.T - General Turn, M - Men, W - Women.

Signature of the Principal Certifying the Particulars
furnished in Proforma - I (All Pages)

[Signature]
PRINCIPAL

**DR. MGR JANAKI COLLEGE OF
ARTS & SCIENCE FOR WOMEN
CHENNAI - 600 028.**



-: 5 :-

UNIVERSITY OF MADRAS **PROFORMA-II –Shift II**

**PROFORMA FOR REPORT REGARDING FULFILMENT OF RESERVATION FOR SCHEDULED CASTES AND SCHEDULED TRIBES IN ADMISSION IN UNIVERSITY
TEACHING DEPARTMENTS & COLLEGES FOR THE YEAR 2019 - 2020 , AS ON 30TH SEPTEMBER 2019**

NAME OF THE DEPARTMENT/COLLEGE: Dr. MGR Janaki College for Women, R.A. Puram , Chennai -28. Centre Code : 1424.

SL. NO.		ARTS		SCIENCE		COMMERCE		EDUCATION		COMPUTER APPLICATION		MANAGEMENT		LAW		Any Other Courses (Specify)	
		U.G. COURSE	P.G. COURSE	U.G. COURSE	P.G. COURSE	U.G. COURSE	P.G. COURSE	U.G. COURSE	P.G. COURSE	U.G. COURSE	P.G. COURSE	U.G. COURSE	P.G. COURSE	U.G. COURSE	P.G. COURSE	U.G. COURSE	P.G. COURSE
	1	2	3	4	5	6	7	8	9	10	11	12	13	14	15	16	17
1	Number of students applied	-	9	76	28	313	-	-	-	117	-	73	-	-	-	-	-
	(a) In Total	-	9	76	28	313	-	-	-	117	-	73	-	-	-	-	-
	(b) Of which SC	-	-	18	5	35	-	-	-	23	-	6	-	-	-	-	-
2	Number of students admitted	-	9	66	25	280	-	-	-	95	-	68	-	-	-	-	-
	(a) In Total	-	9	66	25	280	-	-	-	95	-	68	-	-	-	-	-
	(b) Of which SC	-	-	16	3	30	-	-	-	20	-	6	-	-	-	-	-
3	Number of students admitted in general merit list not to be counted towards reservation quota	-	-	-	-	-	-	-	-	-	-	-	-	-	-	-	-
	(a) SC	-	-	-	-	-	-	-	-	-	-	-	-	-	-	-	-
	(b) ST	-	-	-	-	-	-	-	-	-	-	-	-	-	-	-	-
4	Percentage of SC & ST students admitted to total number of students admitted (Excluding those admitted in general merit list)	-	-	-	-	-	-	-	-	-	-	-	-	-	-	-	-
	(a) SC	-	-	-	-	-	-	-	-	-	-	-	-	-	-	-	-
	(b) ST	-	-	-	-	-	-	-	-	-	-	-	-	-	-	-	-

-: 6 :-

SL. NO.		ARTS		SCIENCE		COMMERCE		EDUCATION		COMPUTER APPLICATION		MANAGEMENT		LAW		Any Other Courses (Specify)	
		UG COURSE	PG COURSE	UG COURSE	PG COURSE	UG COURSE	PG COURSE	UG COURSE	PG COURSE	UG COURSE	PG COURSE	UG COURSE	PG COURSE	UG COURSE	PG COURSE	UG COURSE	PG COURSE
	1	2	3	4	5	6	7	8	9	10	11	12	13	14	15	16	17
5	Least percentage of marks of admitted general students (including SC & ST students admitted in general merit list)		60%	50%	60%	53%				50%		55%					
6	Least percentage of marks of admitted SC & ST students		55%	46%	55%	50%				46%		60%					
	(a) SC																
	(b) ST																
7	Prescribed percentage of reservation																
	(a) SC	18%	18%	18%	18%	18%	18%	18%	18%	18%	18%	18%	18%	18%	18%	18%	18%
	(b) ST	1%	1%	1%	1%	1%	1%	1%	1%	1%	1%	1%	1%	1%	1%	1%	1%
8	Whether reservation completely fulfilled in respect of																
	(a) SC			Yes		Yes				Yes		Yes					
	(b) ST																
	If not precise reason																
9	Steps taken by College / University Departments to fill up the reserved seats for which SC & ST students not available.																

DATE: 13.11.2019

OFFICE SEAL:

Principal
Certifying the particulars furnished in
Proforma-II.

PRINCIPAL
DR. MGR JANAKI COLLEGE OF
ARTS & SCIENCE FOR WOMEN
CHENNAI - 600 028.



ACADEMIC YEAR

2020-2021



அ.ம.ஜ.க.க.வ. - அ.த.ப.க.க.வ. - அ.ம.ஜ.க.க.வ.வ.

DR. MGR-JANAKI COLLEGE OF ARTS & SCIENCE FOR WOMEN



SATHYABAMA MGR MALIGAI

No. 11&13, Dr. Durgabai Deshmuk Road, Raja Annamalai Puram, Chennai 600028

☎ +91 44 2493 7382 / 2493 7392 e-mail : admin@mgrjanaki.ac.in / visit us @ www. mgrjanaki.ac.in

04.08.2021

To
The Registrar,
University of Madras,
Chennai – 600 005.

Sir,

Sub: Colleges – 1. Details of Students Strength admitted into various UG and PG Degree Courses offered by the college (Shift I / Shift II) during the academic year 2020 – 21 – called for - reg

Ref: Your office letter No. SPECIAL CELL/SCT/ SE 2K20-2K21/135, dated 18.09.2020

Kindly find the attached filled in proforma for university database updation as requested by you.

Thanking you,

Yours faithfully,

PRINCIPAL

DR. MGR JANAKI COLLEGE OF
ARTS & SCIENCE FOR WOMEN
CHENNAI - 600 028.



UNIVERSITY OF MADRAS

PROFORMA-I – Day College(Shift I)

Statement of strength of the students
of Arts and Science Colleges as on
30th September, 2020

Name of the College: Dr. MGR Janaki College for Women, R.A. Puram , Chennai -28. Centre Code : 1423

DEGREE	Names of the Courses offered	I Year						II Year						III Year					
		Men		Women		Total		Men		Women		Total		Men		Women		Total	
		EM	TM	EM	TM	EM	TM	EM	TM	EM	TM	EM	TM	EM	TM	EM	TM	EM	TM
@	B.Com (A&F)	NA		78		78		NA		70		70		NA		73		73	
@	BBA			70		70				70		70				66		66	
@	B.Com (CS)			77		77				70		70				75		75	
@	BCA			99		99				99		99				99		99	
	Grand Total					324						309						313	
B.A.,	English			55		55				93		93				80		80	
	Natya			21		21				18		18				14		14	
	Grand Total for B.A.,					76						111						94	
M.A.,	Natya			4		4				4		4				3		3	
	English			26		26				24		24				31		31	
	Grand Total for M.A.,					30						28						34	
B.Com.,	General			77		77				73		73				75		75	

@ Here details of other Degrees such as B.Lit., BLM., BBA., B.Com (A&F), B.Com(BM), B.Com(CS), B.Com(Co-Op), B.Music., BSW., MBA., MCA., MLM., M.S.W., Certificate., Diploma., PG Diploma., PGDCS etc., conducted under affiliation of this University, may be furnished.

-: 2 :-

PROFORMA – I (Contd..)

DEGREE	Names of the Courses offered	I Year						II Year						III Year					
		Men		Women		Total		Men		Women		Total		Men		Women		Total	
		EM	TM	EM	TM	EM	TM	EM	TM	EM	TM	EM	TM	EM	TM	EM	TM	EM	TM
B.Sc.,	Bio Chemistry	NA		41		41		NA		40		40		NA		46		46	
	Microbiology			75		75				76		76				89		89	
	Computer Science			50		50				50		50				50		50	
	Psychology			50		50				52		52				48		48	
	Mathematics			35		35				53		53				89		89	
M.Sc.,	Visual Communication			9		9				8		8				4		4	
	Grand Total for B.Sc.,					260						279						326	
	Applied Microbiology			24		24				14		14				21		21	
	Grand Total for M.Sc.,					24						14						21	

Note: EM-English Medium, TM-Tamil Medium

-: 3 :-

PROFORMA – I (Contd..)

Number of Backward Class/ Scheduled Caste/ Scheduled Tribe/ General Turn/ Foreign Students admitted to each course of study offered in the College during the academic year 2020-21 (including II and III Years)

Degree	Name of courses offered	I YEAR										II YEAR										III YEAR																					
		S.C		S.T		MBC		B.C		G.T		Foreign Students		Total		S.C		S.T		MBC		B.C		G.T		Foreign Students		Total		S.C		S.T		MBC		B.C		G.T		Foreign Students		Total	
		M	W	M	W	M	W	M	W	M	W	M	W	M	W	M	W	M	W	M	W	M	W	M	W	M	W	M	W	M	W	M	W	M	W	M	W	M	W	M	W		
@	B.Com (A&F)	8		0		32		34		4		0		78		7		0		23		36		4		0		70		6		0		18		47		2		0		73	
@	BBA	8		0		32		27		3		0		70		5		0		34		31		0		0		79		8		0		29		26		3		0		66	
@	B.Com (CS)	12		0		30		35		0		0		77		5		0		30		31		4		0		70		7		0		32		34		2		0		75	
@	BCA	11		0		38		47		3		0		99		10		1		37		49		2		0		99		14		0		39		40		6		0		99	
	GRAND TOTAL	39		0		132		143		10		0		324		27		1		124		147		10		0		309		35		0		118		147		13		0		313	
B.A.,	English	21		0		13		19		2		0		55		23		1		24		37		8		0		91		17		1		28		33		1		0		80	
	Natya	2		0		5		7		7		0		21		2		0		2		7		7		3		18				1		3		6		4		0		14	
	GRAND TOTAL	23		0		18		26		9		0		76		25		1		26		44		15		3		111		17		2		31		39		5		0		94	
B.Sc.,	Bio Chemistry	8		0		13		19		1		0		41		8				11		18		3		0		49		7		1		14		24		0		0		46	
	Microbiology	18		0		21		34		2		0		75		13		2		27		30		4		0		76		19		1		40		26		3		0		89	
	Computer Science	4		1		17		27		1		0		50		3				24		22		1		0		50		5		0		17		25		3		0		50	
	Psychology	5		0		12		25		8		0		50		6				12		25		9		0		52		3		0		6		25		11		3		48	
	Mathematics	9		0		13		13		0		0		35		11		1		26		15		1		0		54		12		0		31		40		6		0		89	
	Visual Communication	2		0		3		3		1		0		9		2				3		2		1		0		8		1		0				3		0		0		4	
	GRAND TOTAL	46		1		79		121		13		0		269		43		3		103		112		19		0		279		47		2		108		143		23		3		327	
B.Com	General	10		0		25		39		3		0		77		7				19		30		7		0		73		14		0		20		33		6		0		73	

00
00
0

- 0 @ Here details of other Degrees such as B.Lit., BLM., BBA., B.Com(A&F), B.Com(BM.), B.Com(CS), B.Com(Co-Op), B.Music., BSW., MBA., MCA., MLM., M.S.W., Certificate.,
0 Diploma., PG Diploma., PGDCS etc., conducted under affiliation of this University, may be furnished.


-: 4 :-

PROFORMA – I (Contd..)

Degree	Name of courses offered	I YEAR														II YEAR													
		S.C		S.T		M.B.C		B.C		G.T		Foreign Students		Total		S.C		S.T		M.B.C		B.C		G.T		Foreign Students		Total	
		M	W	M	W	M	W	M	W	M	W	M	W	M	W	M	W	M	W	M	W	M	W	M	W	M	W	M	W
M.A.,	Natya		0		0		0		2		2		0		4							2		2		0		4	
	English		2		0		9		12		3		0		26		3		0		5		13		3		0		24
	GRAND TOTAL		2		0		9		14		5		0		30		3		0		5		15		5		0		28
M.Sc.,																													
	Applied Microbiology		3		0		5		10		3		0		21		2		0		3		9		0		0		14
	GRAND TOTAL		3		0		5		10		3		0		21		2		0		3		9		0		0		14
M.Com	NA																												

Degree	Name of the subject	No. OF SCHOLARS AS ON 30 TH SEPTEMBER, 2019													
		S.C		S.T		M.B.C		B.C		G.T		Foreign Students		Total	
		M	W	M	W	M	W	M	W	M	W	M	W	M	W
M.Phil.,	NA														
Ph.D.,	NA														

NOTE: S.C - Scheduled Caste, S.T - Scheduled Tribe, M.B.C - Most Backward Community
B.C - Backward Community, G.T - General Turn, M – Men, W – Women.


Signature of the Principal Certifying the Particulars
furnished in Proforma – I (All Pages)

**PRINCIPAL
DR. MGR JANAKI COLLEGE OF
ARTS & SCIENCE FOR WOMEN
CHENNAI - 600 028.**



-: 5 :-

UNIVERSITY OF MADRAS **PROFORMA-II – Shift I**

**PROFORMA FOR REPORT REGARDING FULFILMENT OF RESERVATION FOR SCHEDULED CASTES AND SCHEDULED TRIBES IN ADMISSION IN UNIVERSITY
TEACHING DEPARTMENTS & COLLEGES FOR THE YEAR 2020 - 2021, AS ON 30TH SEPTEMBER 2020**

NAME OF THE DEPARTMENT/COLLEGE: Dr. MGR Janaki College for Women, R.A. Puram, Chennai -28. Centre Code: 1423

SL. NO.	1	ARTS		SCIENCE		COMMERCE		EDUCATION		COMPUTER APPLICATION		MANAGEMENT		LAW		Any Other Courses (Specify)	
		U.G COURSE	P.G COURSE	U.G COURSE	P.G COURSE	U.G COURSE	P.G COURSE	U.G COURSE	P.G COURSE	U.G COURSE	P.G COURSE	U.G COURSE	P.G COURSE	U.G COURSE	P.G COURSE	U.G COURSE	P.G COURSE
		2	3	4	5	6	7	8	9	10	11	12	13	14	15	16	17
1	Number of students applied (a) In Total	97	43	343	28	337	-	-	-	124	-	83	-	-	-	-	-
	(b) Of which SC	31	3	54	3	44	-	-	-	16	-	11	-	-	-	-	-
	(c) Of which ST	1	-	3	-	1	-	-	-	1	-	0	-	-	-	-	-
2	Number of students admitted (a) In Total	55	26	260	24	232	-	-	-	99	-	70	-	-	-	-	-
	(b) Of which SC	23	2	46	3	30	-	-	-	11	-	8	-	-	-	-	-
	(c) Of which ST	-	-	1	-	-	-	-	-	0	-	0	-	-	-	-	-
3	Number of students admitted in general merit list not to be counted towards reservation quota (a) SC	-	-	-	-	-	-	-	-	-	-	-	-	-	-	-	-
	(b) ST	-	-	-	-	-	-	-	-	-	-	-	-	-	-	-	-
4	Percentage of SC & ST students admitted to total number of students admitted (Excluding those admitted in general merit list) (a) SC	-	-	-	-	-	-	-	-	-	-	-	-	-	-	-	-
	(b) ST	-	-	-	-	-	-	-	-	-	-	-	-	-	-	-	-

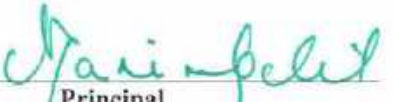
P.T.O

-: 6 :-

SL. NO.	1	ARTS		SCIENCE		COMMERCE		EDUCATION		COMPUTER APPLICATION		MANAGEMENT		LAW		Any Other Courses (Specify)	
		U.G COURSE	P.G COURSE	U.G COURSE	P.G COURSE	U.G COURSE	P.G COURSE	U.G COURSE	P.G COURSE	U.G COURSE	P.G COURSE	U.G COURSE	P.G COURSE	U.G COURSE	P.G COURSE	U.G COURSE	P.G COURSE
		2	3	4	5	6	7	8	9	10	11	12	13	14	15	16	17
5	Least percentage of marks of admitted general students (including SC & ST students admitted in general merit list)	54%		52%		51%				50%							
6	Least percentage of marks of admitted SC & ST students (a) SC	62%		49%	52%	53%				45%							
	(b) ST			45%													
7	Prescribed percentage of reservation (a) SC	18%	18%	18%	18%	18%	18%	18%	18%	18%	18%	18%	18%	18%	18%	18%	18%
	(b) ST	1%	1%	1%	1%	1%	1%	1%	1%	1%	1%	1%	1%	1%	1%	1%	1%
8	Whether reservation completely fulfilled in respect of (a) SC	Yes		Yes		Yes				Yes							
	(b) ST			Yes													
	If not precise reason																
9	Steps taken by College / University Departments to fill up the reserved seats for which SC & ST students not available.																

DATE: 23.11.2020

OFFICE SEAL:


 Principal
 Certifying the particulars furnished in
 Proforma-II.

PRINCIPAL
DR. MGR JANAKI COLLEGE OF
ARTS & SCIENCE FOR WOMEN
CHENNAI - 600 028.



UNIVERSITY OF MADRAS
PROFORMA-I – Evening College(Shift II)

Statement of strength of the students
of Arts and Science Colleges as on
30th September, 2020

Name of the College: Dr. MGR Janaki College for Women, R.A. Puram , Chennai -28. Centre Code : 1424

DEGREE	Names of the Courses offered	I Year						II Year						III Year					
		Men		Women		Total		Men		Women		Total		Men		Women		Total	
		EM	TM	EM	TM	EM	TM	EM	TM	EM	TM	EM	TM	EM	TM	EM	TM	EM	TM
@	B.Com (A&F)			70		70				69		69				65		65	
@	BBA			70		70				68		68				68		68	
@	B.Com (CS)			70		70				69		69				68		68	
@	BCA			100		100				95		95				70		70	
	B.Com(BM)			70		70				70		70				68		68	
	Grand Total					380						371						339	
B.A.,	Tamil				21		21												
	---NA---																		
	Grand Total for B.A.,						21												
M.A.,	Human Resources and Management			7		7				9		9				10		10	
	Grand Total for M. A.,					7						9						10	
B.Com.,	General			69		69				71		71				69		69	

@ Here details of other Degrees such as B.Lit., BLM., BBA., B.Com(A&F), B.Com(BM), B.Com(CS), B.Com(Co-Op), B.Music., BSW., MBA., MCA., MLM., M.S.W., Certificate., Diploma., PG Diploma., PGDCS etc., conducted under affiliation of this University, may be furnished.

-: 2 :-

PROFORMA – I (Contd..)

DEGREE	Names of the Courses offered	I Year						II Year						III Year					
		Men		Women		Total		Men		Women		Total		Men		Women		Total	
		EM	TM	EM	TM	EM	TM	EM	TM	EM	TM	EM	TM	EM	TM	EM	TM	EM	TM
B.Sc.	Computer Science			53		53				66		66				52		52	
	Grand Total for B.Sc.,					53						66						52	
M.Sc.,	Bioinformatics			8		8				9		9				10		10	
	Information Technology			8		8				6		6				14		14	
	Grand Total for M.Sc.,					16						15						24	

Note: EM-English Medium, TM-Tamil Medium

-: 3 :-

PROFORMA – I (Contd..)

Number of Backward Class/ Scheduled Caste/ Scheduled Tribe/ General Turn/ Foreign Students admitted to each course of study offered in the College during the academic year 2020 - 2021 (including II and III Years)

Degree	Name of courses offered	I YEAR								II YEAR								III YEAR											
		S.C		S.T		MBC		B.C		G.T		Foreign Students		Total		S.C		S.T		MBC		B.C		G.T		Foreign Students		Total	
		M	W	M	W	M	W	M	W	M	W	M	W	M	W	M	W	M	W	M	W	M	W	M	W	M	W	M	W
@	B.Com (A&F)	7	0	26	30	7	0	70	8	0	27	30	4	0	69	5	0	29	27	3	0	65							
@	BBA	17	0	26	22	3	0	68	6	0	31	30	1	0	68	20	0	21	13	4	0	68							
	B.Com (CS)	9	0	29	28	4	0	70	7	0	27	31	4	0	70	5		30	23	3	0	68							
@	BCA	35	0	29	24	2	0	100	20	0	44	30	1	0	95	7	0	28	31	4	0	70							
	B.Com(BM)	9	0	26	34	1	0	70	8	0	28	32	2	0	70	8	0	34	24	2	0	68							
	GRAND TOTAL	60	0	120	116	14	0	310	49	0	157	153	12	0	372	57	0	148	118	16	0	339							
B.A.	Tamil	8	0	9	4	0	0	21																					
	GRAND TOTAL	8	0	9	4	0	0	21																					
	Computer Science	9	0	24	19	1	0	53	16	0	31	19	0	0	66	5	0	20	22	3	0	52							
	GRAND TOTAL	9	0	24	19	1	0	53	16	0	31	19	0	0	66	5	0	20	22	3	0	52							
B.Co m	General	6	0	30	27	6	0	69	7	0	26	34	4	0	71	18	0	23	23	3	0	69							

@ Here details of other Degrees such as B.Lit., BLM., BBA., B.Com(A&F), B.Com(BM), B.Com(CS), B.Com(Co-Op), B.Music., BSW., MBA., MCA., MLM., M.S.W., Certificate., Diploma., PG Diploma., PGDCS etc., conducted under affiliation of this University, may be furnished.

-: 4 :-

PROFORMA – I (Contd..)

Degree	Name of courses offered	I YEAR														II YEAR													
		S.C		S.T		M.B.C		B.C		G.T		Foreign Students		Total		S.C		S.T		M.B.C		B.C		G.T		Foreign Students		Total	
		M	W	M	W	M	W	M	W	M	W	M	W	M	W	M	W	M	W	M	W	M	W	M	W	M	W	M	W
M.A.,	Human Resources and Management		2		0		2		3		0		0		7		0		0		5		2		2		0		9
	GRAND TOTAL		2		0		2		3		0		0		7		0		0		5		2		2		0		9
M.Sc.,	Bioinformatics		3		0		0		5		0		0		8		2		0		4		4		1		0		11
	Information Technology		1		0		2		4		1		0		8		1		0		5		7		1		0		14
	GRAND TOTAL		4		0		2		9		1		0		16		3		0		9		11		2		0		25
M.Com	NA																												

Degree	Name of the subject	No. OF SCHOLARS AS ON 30 TH SEPTEMBER, 2019													
		S.C		S.T		M.B.C		B.C		G.T		Foreign Students		Total	
		M	W	M	W	M	W	M	W	M	W	M	W	M	W
M.Phil.,	NA														
Ph.D.,	NA														

NOTE: S.C - Scheduled Caste, S.T - Scheduled Tribe, M.B.C - Most Backward Community
B.C - Backward Community, G.T - General Turn, M - Men, W - Women.


Signature of the Principal Certifying the Particulars
furnished in Proforma – I (All Pages)

PRINCIPAL
DR. MGR JANAKI COLLEGE OF
ARTS & SCIENCE FOR WOMEN
CHENNAI - 600 028.



-: 5 :-

UNIVERSITY OF MADRAS
PROFORMA-II –Shift II

**PROFORMA FOR REPORT REGARDING FULFILMENT OF RESERVATION FOR SCHEDULED CASTES AND SCHEDULED TRIBES IN ADMISSION IN UNIVERSITY
TEACHING DEPARTMENTS & COLLEGES FOR THE YEAR 2020 - 2021 , AS ON 30TH SEPTEMBER 2020**

NAME OF THE DEPARTMENT/COLLEGE: Dr. MGR Janaki College for Women, R.A. Puram , Chennai -28. Centre Code : 1424.

SL. NO.		ARTS		SCIENCE		COMMERCE		EDUCATION		COMPUTER APPLICATION		MANAGEMENT		LAW		Any Other Courses (Specify)	
		U.G COURSE	P.G COURSE	U.G COURSE	P.G COURSE	U.G COURSE	P.G COURSE	U.G COURSE	P.G COURSE	U.G COURSE	P.G COURSE	U.G COURSE	P.G COURSE	U.G COURSE	P.G COURSE	U.G COURSE	P.G COURSE
	I	2	3	4	5	6	7	8	9	10	11	12	13	14	15	16	17
1	Number of students applied (a) In Total	24	9	78	25	324	-	-	-	122	-	76	-	-	-	-	-
	(b) Of which SC	8	2	16	5	37	-	-	-	46	-	23	-	-	-	-	-
	(c) Of which ST	-	-	-	-	-	-	-	-	-	-	-	-	-	-	-	-
2	Number of students admitted (a) In Total	21	7	53	16	279	-	-	-	100	-	69	-	-	-	-	-
	(b) Of which SC	8	2	9	4	31	-	-	-	40	-	17	-	-	-	-	-
	(c) Of which ST	-	-	-	-	-	-	-	-	-	-	-	-	-	-	-	-
3	Number of students admitted in general merit list not to be counted towards reservation quota (a) SC	-	-	-	-	-	-	-	-	-	-	-	-	-	-	-	-
	(b) ST	-	-	-	-	-	-	-	-	-	-	-	-	-	-	-	-
4	Percentage of SC & ST students admitted to total number of students admitted (Excluding those admitted in general merit list) (a) SC	-	-	-	-	-	-	-	-	-	-	-	-	-	-	-	-
	(b) ST	-	-	-	-	-	-	-	-	-	-	-	-	-	-	-	-

P.T.O

-: 6 :-

SL. NO.	I	ARTS		SCIENCE		COMMERCE		EDUCATION		COMPUTER APPLICATION		MANAGEMENT		LAW		Any Other Courses (Specify)	
		UG COURSE	PG COURSE	UG COURSE	PG COURSE	UG COURSE	PG COURSE	UG COURSE	PG COURSE	UG COURSE	PG COURSE	UG COURSE	PG COURSE	UG COURSE	PG COURSE	UG COURSE	PG COURSE
		2	3	4	5	6	7	8	9	10	11	12	13	14	15	16	17
5	Least percentage of marks of admitted general students (including SC & ST students admitted in general merit list)		55%	50%	60%	53%				50%		55%					
6	Least percentage of marks of admitted SC & ST students		55%	46%	51%	55%				45%		60%					
	(a) SC																
	(b) ST																
7	Prescribed percentage of reservation	18%	18%	18%	18%	18%	18%	18%	18%	18%	18%	18%	18%	18%	18%	18%	18%
	(a) SC																
	(b) ST	1%	1%	1%	1%	1%	1%	1%	1%	1%	1%	1%	1%	1%	1%	1%	1%
8	Whether reservation completely fulfilled in respect of			Yes		Yes				Yes		Yes					
	(a) SC																
	(b) ST																
	If not precise reason																
9	Steps taken by College / University Departments to fill up the reserved seats for which SC & ST students not available.																

DATE: 23.11.2020

OFFICE SEAL:


Principal

Certifying the particulars furnished in
Proforma-II.

PRINCIPAL
DR. MGR JANAKI COLLEGE OF
ARTS & SCIENCE FOR WOMEN
CHENNAI - 600 028.



**Dr. MGR-JANAKI COLLEGE
OF ARTS & SCIENCE FOR WOMEN**

SATHYABAMA MGR MALIGAI
11 & 13, Durgabai Deshmukh Road, RA Puram, Chennai - 28

An ISO 9001:2015 CERTIFIED INSTITUTION
Affiliated to the University of Madras

**ACADEMIC YEAR
2021-2022**

19.05.2022

To
The Registrar,
University of Madras,
Chepauk,
Chennai - 600005.

Dear Sir,

Sub: Students strength for the year 2021-2022 and Report regarding reservation for SCs & STs in the first year admission for the year 2021 - 2022 - reg.

Ref: D.O.No.: SPECIAL CELL/SCT/SE 2K21-2K22/131, dated: 05.05.2022

With reference to your communication cited above we have furnished the details about students enrolment in various courses for both Shift-I and Shift-II for the year 2021-2022 (Proforma I) and Report regarding fulfillment of reservation for SCs and STs in first year admission for the year 2021-2022 (Proforma II) in the specified format.

Thanking you,

Yours faithfully,



Janaki
PRINCIPAL
PRINCIPAL
DR. MGR JANAKI COLLEGE OF
ARTS & SCIENCE FOR WOMEN
CHENNAI - 600 028.



UNIVERSITY OF MADRAS

PROFORMA-I – Day College(Shift I)

Statement of strength of the students
of Arts and Science Colleges as on
30th September, 2021

Name of the College: Dr. MGR Janaki College for Women, R.A. Puram , Chennai -28. Centre Code : 1423

DEGREE	Names of the Courses offered	I Year						II Year						III Year					
		Men		Women		Total		Men		Women		Total		Men		Women		Total	
		EM	TM	EM	TM	EM	TM	EM	TM	EM	TM	EM	TM	EM	TM	EM	TM	EM	TM
@	B.Com (A&F)			78		78				78		78				70		70	
@	BBA			70		70				70		70				70		70	
@	B.Com (CS)			75		75				77		77				70		70	
@	BCA			108		108				99		99				99		99	
	Grand Total					331						324						309	
	English			49		49				55		55				93		93	
	Natya			21		21				21		21				18		18	
	Grand Total for B.A.,					70						76						111	
	Natya									4		4				4		4	
	English			23		23				26		26				24		24	
	Grand Total for M.A.,					21						30						28	
B.Com.,	General			74		74				77		77				73		73	

@ Here details of other Degrees such as B.Lit., BLM., BBA., B.Com (A&F), B.Com(BM), B.Com(CS), B.Com(Co-Op), B.Music., BSW., MBA., MCA., MLM., M.S.W., Certificate., Diploma., PG Diploma., PGDCS etc., conducted under affiliation of this University, may be furnished.

Janaki
PRINCIPAL

DR. MGR JANAKI COLLEGE OF
ARTS & SCIENCE FOR WOMEN
CHENNAI - 600 028.

-: 2 :-

PROFORMA – I (Contd..)

DEGREE	Names of the Courses offered	I Year						II Year						III Year					
		Men		Women		Total		Men		Women		Total		Men		Women		Total	
		EM	TM	EM	TM	EM	TM	EM	TM	EM	TM	EM	TM	EM	TM	EM	TM	EM	TM
	Bio Chemistry			28		41				41		41				40		40	
	Microbiology			55		75				75		75				76		76	
	Computer Science			49		50				50		50				50		50	
	Psychology			50		50				50		50				52		52	
	Mathematics			20		35				35		35				53		53	
	Visual Communication			9		9				9		9				8		8	
	Grand Total for B.Sc.,					211						260						279	
	Applied Microbiology			30		30				24		24				14		14	
	Grand Total for M.Sc.,					30						24						14	

Note: EM-English Medium, TM-Tamil Medium

Janipal
PRINCIPAL
 DR. MGR JANAKI COLLEGE OF
 ARTS & SCIENCE FOR WOMEN
 CHENNAI - 600 028.

PROFORMA – I (Contd..)

Number of Backward Class/ Scheduled Caste/ Scheduled Tribe/ General Turn/ Foreign Students admitted to each course of study offered in the College during the academic year 2021-2022 (including II and III Years)

Degree	Name of courses offered	I YEAR												II YEAR												III YEAR																	
		S.C		S.T		MBC		B.C		G.T		Foreign Students		Total		S.C		S.T		MBC		B.C		G.T		Foreign Students		Total		S.C		S.T		MBC		B.C		G.T		Foreign Students		Total	
		M	W	M	W	M	W	M	W	M	W	M	W	M	W	M	W	M	W	M	W	M	W	M	W	M	W	M	W	M	W	M	W	M	W	M	W	M	W	M	W		
@	B.Com (A&F)		10		0		32		27		9		0		78		8		0		32		34		4		0		78		7		0		23		36		4		0		70
@	BBA		13		0		25		29		3		0		70		8		0		32		27		3		0		70		5		0		34		31		0		0		70
@	B.Com (CS)		11		1		35		25		3		0		75		12		0		30		35		0		0		77		5		0		30		31		4		0		70
@	BCA		11		0		43		51		3		0		108		11		0		38		47		3		0		99		10		1		37		49		2		0		95
	GRAND TOTAL		45		1		135		132		18		0		331		39		0		132		143		10		0		324		27		1		124		147		10		0		30
	English		13		0		15		16		5		0		49		21		0		13		19		2		0		55		23		1		24		37		8		0		93
	Natya		3		1		2		5		8		2		21		2		0		5		7		7		0		21		2		0		2		7		7		3		18
	GRAND TOTAL		16		1		17		21		13		1		69		23		0		18		26		9		0		76		25		1		26		44		15		3		11
	Bio Chemistry		11		0		9		8		0		0		28		8		0		13		19		1		0		41		8				11		18		3		0		40
	Microbiology		13		0		21		19		2		0		55		18		0		21		34		2		0		75		13		2		27		30		4		0		76
	Computer Science		9		1		13		24		2		0		49		4		1		17		27		1		0		50		3				24		22		1		0		50
	Psychology		7		0		12		24		7		0		50		5		0		12		25		8		0		50		6				12		25		9		0		52
	Mathematics		2		0		9		8		1		0		20		9		0		13		13		0		0		35		11		1		26		15		1		0		54
	Visual Communication		4		0		2		2		1		0		9		2		0		3		3		1		0		9		2				3		2		1		0		8
	GRAND TOTAL		46		1		66		85		13		0		211		46		1		79		121		13		0		260		43		3		103		112		19		0		27
B.Com	General		12		0		26		33		3		0		74		10		0		25		39		3		0		77		7				29		30		7		0		23

@ Here details of other Degrees such as B.Lit., BLM., BBA., B.Com(A&F), B.Com(BM), B.Com(CS), B.Com(Co-Op), B.Music., BSW., MBA., MCA., MLM., M.S.W., Certificate., Diploma., PG Diploma., PGDCS etc., conducted under affiliation of this University, may be furnished.


PRINCIPAL
DR. MGR JANAKI COLLEGE OF
ARTS & SCIENCE FOR WOMEN
CHENNAI - 600 028.

PROFORMA – I (Contd..)

Degree		Name of courses offered		I YEAR												II YEAR															
				S.C		S.T		M.B.C		B.C		G.T		Foreign Students		Total		S.C		S.T		M.B.C		B.C		G.T		Foreign Students		Total	
				M	W	M	W	M	W	M	W	M	W	M	W	M	W	M	W	M	W	M	W	M	W	M	W	M	W	M	W
M.A.,	Natya		2		0		4		4		1		0		11		0		0		0		2		2		0		4		
	English		8		0		2		12		1		0		23		2		0		9		12		3		0		26		
	GRAND TOTAL		2		0		9		14		5		0		30		2		0		9		14		5		0		30		
M.Sc.,																															
	Applied Microbiology		4		0		13		13		0		0		30		3		0		5		10		3		0		21		
	GRAND TOTAL		4		0		13		13		0		0		30		3		0		5		10		3		0		21		
M.Com	NA																														

Degree	Name of the subject	No. OF SCHOLARS AS ON 30 TH SEPTEMBER, 2019																										
		S.C		S.T		M.B.C		B.C		G.T		Foreign Students		Total														
		M	W	M	W	M	W	M	W	M	W	M	W	M	W													
	NA																											
	NA																											

NOTE: S.C - Scheduled Caste, S.T - Scheduled Tribe, M.B.C - Most Backward Community
B.C - Backward Community, G.T - General Turn, M - Men, W - Women.

Signature of the Principal Certifying the Particulars
furnished in Proforma - I (All Pages)
PRINCIPAL
DR. MGR JANAKI COLLEGE OF
ARTS & SCIENCE FOR WOMEN
CHENNAI - 600 028.



-: 5 :-

UNIVERSITY OF MADRAS

PROFORMA-II – Shift I

PROFORMA FOR REPORT REGARDING FULFILMENT OF RESERVATION FOR SCHEDULED CASTES AND SCHEDULED TRIBES IN ADMISSION IN UNIVERSITY TEACHING DEPARTMENTS & COLLEGES FOR THE YEAR 2021 - 2022, AS ON 30TH SEPTEMBER 2020

NAME OF THE DEPARTMENT/COLLEGE: Dr. MGR Janaki College for Women, R.A. Puram, Chennai -28. Centre Code: 1423

SL. NO.	1	ARTS		SCIENCE		COMMERCE		EDUCATION		COMPUTER APPLICATION		MANAGEMENT		LAW		Any Other Courses (Specify)	
		U.G COURSE	P.G COURSE	U.G COURSE	P.G COURSE	U.G COURSE	P.G COURSE	U.G COURSE	P.G COURSE	U.G COURSE	P.G COURSE	U.G COURSE	P.G COURSE	U.G COURSE	P.G COURSE	U.G COURSE	P.G COURSE
		2	3	4	5	6	7	8	9	10	11	12	13	14	15	16	17
	Number of students applied (a) In Total	93	39	356	35	342	-	-	-	123	-	81	-	-	-	-	-
	(b) Of which SC	22	11	55	5	42	-	-	-	16	-	16	-	-	-	-	-
	(c) Of which ST	1	-	3	-	2	-	-	-	0	-	1	-	-	-	-	-
	Number of students admitted (a) In Total	70	23	211	30	227	-	-	-	108	-	70	-	-	-	-	-
	(b) Of which SC	16	8	40	4	31	-	-	-	11	-	13	-	-	-	-	-
	(c) Of which ST	1	-	1	-	1	-	-	-	0	-	0	-	-	-	-	-
	Number of students admitted in general merit list not to be counted towards reservation quota (a) SC	-	-	-	-	-	-	-	-	-	-	-	-	-	-	-	-
	(b) ST	-	-	-	-	-	-	-	-	-	-	-	-	-	-	-	-
	Percentage of SC & ST students admitted to total number of students admitted (Excluding those admitted in general merit list) (a) SC	-	-	-	-	-	-	-	-	-	-	-	-	-	-	-	-
	(b) ST	-	-	-	-	-	-	-	-	-	-	-	-	-	-	-	-

[Signature]
PRINCIPAL
 DR. MGR JANAKI COLLEGE OF
 ARTS & SCIENCE FOR WOMEN
 CHENNAI - 600 028.

P.T.

SL. NO.	1	ARTS		SCIENCE		COMMERCE		EDUCATION		COMPUTER APPLICATION		MANAGEMENT		LAW		Any Other Courses (Specify)	
		U.G COURSE	P.G COURSE	U.G COURSE	P.G COURSE	U.G COURSE	P.G COURSE	U.G COURSE	P.G COURSE	U.G COURSE	P.G COURSE	U.G COURSE	P.G COURSE	U.G COURSE	P.G COURSE	U.G COURSE	P.G COURSE
		2	3	4	5	6	7	8	9	10	11	12	13	14	15	16	17
5	Least percentage of marks of admitted general students (including SC & ST students admitted in general merit list)	53%		51%		52%				54%							
	Least percentage of marks of admitted SC & ST students	64%		50%	53%	51%				46%							
	(a) SC																
	(b) ST			45%													
	Prescribed percentage of reservation																
	(a) SC	18%	18%	18%	18%	18%	18%	18%	18%	18%	18%	18%	18%	18%	18%	18%	18%
	(b) ST	1%	1%	1%	1%	1%	1%	1%	1%	1%	1%	1%	1%	1%	1%	1%	1%
	Whether reservation completely fulfilled in respect of	Yes		Yes		Yes				Yes							
	(a) SC																
	(b) ST			Yes													
	If not precise reason																
9	Steps taken by College / University Departments to fill up the reserved seats for which SC & ST students not available.																

DATE: 23.11.2021

OFFICE SEAL:

Principal
Certifying the particulars furnished in
Proforma-II.
PRINCIPAL
DR. MGR JANAKI COLLEGE OF
ARTS & SCIENCE FOR WOMEN
CHENNAI - 600 028.



UNIVERSITY OF MADRAS
PROFORMA-I – Evening College(Shift II)

Statement of strength of the students
of Arts and Science Colleges as on
30th September, 2019

Name of the College: Dr. MGR Janaki College for Women, R.A. Puram , Chennai -28. Centre Code : 1424

DEGREE	Names of the Courses offered	I Year						II Year						III Year					
		Men		Women		Total		Men		Women		Total		Men		Women		Total	
		EM	TM	EM	TM	EM	TM	EM	TM	EM	TM	EM	TM	EM	TM	EM	TM	EM	TM
@	B.Com (A&F)			69		69				65		65				65		65	
@	BBA			68		68				68		68				61		61	
@	B.Com (CS)			69		69				68		68				63		63	
@	BCA			95		95				70		70				95		95	
	B.Com(BM)			70		70				68		68				66		66	
	Grand Total					371						339						350	
	---NA----																		
	----NA----																		
	Grand Total for B.A.,																		
	Human Resources and Management			9		9				10		10							
	Grand Total for M. A.,					9						10							
B.Com.,	General			71		71				69		69				72		72	

@ Here details of other Degrees such as B.Lit., BLM., BBA., B.Com(A&F), B.Com(BM), B.Com(CS), B.Com(Co-Op), B.Music., BSW., MBA., MCA., MLM., M.S.W., Certificate., Diploma., PG Diploma., PGDCS etc., conducted under affiliation of this University, may be furnished.

Janaki
PRINCIPAL

DR. MGR JANAKI COLLEGE OF
ARTS & SCIENCE FOR WOMEN
CHENNAI - 600 028.

-: 2 :-

PROFORMA – I (Contd..)

DEGREE	Names of the Courses offered	I Year						II Year						III Year					
		Men		Women		Total		Men		Women		Total		Men		Women		Total	
		EM	TM	EM	TM	EM	TM	EM	TM	EM	TM	EM	TM	EM	TM	EM	TM	EM	TM
B.Sc.	Computer Science			66		66				52		52				94		94	
	Grand Total for B.Sc.,					66						52						94	
	Bioinformatics			9		9				10		10							
	Information Technology			6		6				14		14							
	Grand Total for M.Sc.,					15						24							

Note: EM-English Medium, TM-Tamil Medium

Principal
PRINCIPAL
 DR. MGR JANAKI COLLEGE OF
 ARTS & SCIENCE FOR WOMEN
 CHENNAI - 600 028.


-: 3 :-

PROFORMA – I (Contd..)

Number of Backward Class/ Scheduled Caste/ Scheduled Tribe/ General Turn/ Foreign Students admitted to each course of study offered in the College during the academic year 2021 - 2022 (including II and III Years)

Degree	Name of courses offered	I YEAR										II YEAR										III YEAR																						
		S.C		S.T		MBC		B.C		G.T		Foreign Students		Total		S.C		S.T		MBC		B.C		G.T		Foreign Students		Total		S.C		S.T		MBC		B.C		G.T		Foreign Students		Total		
		M	W	M	W	M	W	M	W	M	W	M	W	M	W	M	W	M	W	M	W	M	W	M	W	M	W	M	W	M	W	M	W	M	W	M	W	M	W	M	W			
@	B.Com (A&F)		8		0		27		30		4		0		69		6		0		29		27		3		0		65		8		0		25		26		6		0		65	
@	BBA		6		0		31		30		1		0		68		30		0		21		13		4		0		68		11		0		26		23		1		0		61	
	B.Com (CS)		7		0		27		31		4		0		70		6				36		23		3		0		68		6		0		25		30		2		0		63	
@	BCA		20		0		44		30		1		0		95		7		0		28		31		4		0		70		15		0		41		36		3		0		95	
	B.Com(BM)		8		0		28		32		2		0		70		8		0		34		24		2		0		68		8		0		26		32		0		0		66	
	GRAND TOTAL		49		0		157		153		12		0		372		57		0		148		118		16		0		339		48		0		147		149		12		0		350	
	Computer Science		16		0		31		19		0		0		66		5		0		20		22		3		0		52		10		1		41		36		6		0		94	
	GRAND TOTAL		16		0		31		19		0		0		66		5		0		20		22		3		0		52		10		1		41		36		6		0		94	
B.Com	General		7		0		26		34		4		0		71		18		0		23		25		3		0		69		9		0		25		32		6		0		72	

@ Here details of other Degrees such as B.Lit., BLM., BBA., B.Com(A&F), B.Com(BM), B.Com(CS), B.Com(Co-Op), B.Music., BSW., MBA., MCA., MLM., M.S.W., Certificate., Diploma., PG Diploma., PGDCS etc., conducted under affiliation of this University, may be furnished.


PRINCIPAL
DR. MGR JANAKI COLLEGE OF
ARTS & SCIENCE FOR WOMEN
CHENNAI - 600 029.

PROFORMA – I (Contd..)

Degree	Name of courses offered	I YEAR														II YEAR													
		S.C		S.T		M.B.C		B.C		G.T		Foreign Students		Total		S.C		S.T		M.B.C		B.C		G.T		Foreign Students		Total	
		M	W	M	W	M	W	M	W	M	W	M	W	M	W	M	W	M	W	M	W	M	W	M	W	M	W	M	W
M.A.,	Human Resources and Management		0		0		5		2		2		0		9		2		0		3		4		1		0		10
	GRAND TOTAL		0		0		5		2		2		0		9		2		0		3		4		1		0		10
M.Sc.,	Bioinformatics		2		0		4		4		1		0		11		2		0		1		1		0		0		4
	Information Technology		1		0		5		7		1		0		14		2		0		5		5		1		0		13
	GRAND TOTAL		3		0		9		11		2		0		25		4		0		6		6		1		0		17
M.Com	NA																												

Degree	Name of the subject	No. OF SCHOLARS AS ON 30 TH SEPTEMBER, 2019													
		S.C		S.T		M.B.C		B.C		G.T		Foreign Students		Total	
		M	W	M	W	M	W	M	W	M	W	M	W	M	W
	NA														
	NA														

NOTE: S.C - Scheduled Caste, S.T - Scheduled Tribe, M.B.C - Most Backward Community
B.C - Backward Community, G.T - General Turn, M – Men, W – Women.

Signature of the Principal Certifying the Particulars
furnished in Proforma (All Pages)

**DR. MGR JANAKI COLLEGE OF
ARTS & SCIENCE FOR WOMEN
CHENNAI - 600 028.**



-: 5 :-

UNIVERSITY OF MADRAS

PROFORMA-II -Shift II

PROFORMA FOR REPORT REGARDING FULFILMENT OF RESERVATION FOR SCHEDULED CASTES AND SCHEDULED TRIBES IN ADMISSION IN UNIVERSITY TEACHING DEPARTMENTS & COLLEGES FOR THE YEAR 2021 - 2022, AS ON 30TH SEPTEMBER 2019

NAME OF THE DEPARTMENT/COLLEGE: Dr. MGR Janaki College for Women, R.A. Puram, Chennai -28. Centre Code : 1424.

SL. NO.		ARTS		SCIENCE		COMMERCE		EDUCATION		COMPUTER APPLICATION		MANAGEMENT		LAW		Any Other Courses (Specify)	
		U.G COURSE	P.G COURSE	U.G COURSE	P.G COURSE	U.G COURSE	P.G COURSE	U.G COURSE	P.G COURSE	U.G COURSE	P.G COURSE	U.G COURSE	P.G COURSE	U.G COURSE	P.G COURSE	U.G COURSE	P.G COURSE
	1	2	3	4	5	6	7	8	9	10	11	12	13	14	15	16	17
	Number of students applied (a) In Total	-	9	76	28	313	-	-	-	117	-	73	-	-	-	-	-
	(b) Of which SC	-	-	18	5	35	-	-	-	23	-	6	-	-	-	-	-
	(c) Of which ST	-	-	-	-	-	-	-	-	-	-	-	-	-	-	-	-
	Number of students admitted (a) In Total	-	9	66	25	280	-	-	-	95	-	68	-	-	-	-	-
	(b) Of which SC	-	-	16	3	30	-	-	-	20	-	6	-	-	-	-	-
	(c) Of which ST	-	-	-	-	-	-	-	-	-	-	-	-	-	-	-	-
	Number of students admitted in general merit list not to be counted towards reservation quota (a) SC	-	-	-	-	-	-	-	-	-	-	-	-	-	-	-	-
	(b) ST	-	-	-	-	-	-	-	-	-	-	-	-	-	-	-	-
	Percentage of SC & ST students admitted to total number of students admitted (Excluding those admitted in general merit list) (a) SC	-	-	-	-	-	-	-	-	-	-	-	-	-	-	-	-
	(b) ST	-	-	-	-	-	-	-	-	-	-	-	-	-	-	-	-

PRINCIPAL

DR. MGR JANAKI COLLEGE OF
ARTS & SCIENCE FOR WOMEN
CHENNAI - 600 028.

P.T.

-: 6 :-

SL. NO.	1	ARTS		SCIENCE		COMMERCE		EDUCATION		COMPUTER APPLICATION		MANAGEMENT		LAW		Any Other Courses (Specify)	
		U.G COURSE	P.G COURSE	U.G COURSE	P.G COURSE	U.G COURSE	P.G COURSE	U.G COURSE	P.G COURSE	U.G COURSE	P.G COURSE	U.G COURSE	P.G COURSE	U.G COURSE	P.G COURSE	U.G COURSE	P.G COURSE
		2	3	4	5	6	7	8	9	10	11	12	13	14	15	16	17
5	Least percentage of marks of admitted general students (including SC & ST students admitted in general merit list)		60%	50%	60%	53%				50%		55%					
	Least percentage of marks of admitted SC & ST students		55%	46%	55%	50%				46%		60%					
	(a) SC																
	(b) ST																
	Prescribed percentage of reservation	18%	18%	18%	18%	18%	18%	18%	18%	18%	18%	18%	18%	18%	18%	18%	18%
	(a) SC																
	(b) ST	1%	1%	1%	1%	1%	1%	1%	1%	1%	1%	1%	1%	1%	1%	1%	1%
	Whether reservation completely fulfilled in respect of			Yes		Yes				Yes		Yes					
	(a) SC																
	(b) ST																
	If not precise reason																
9	Steps taken by College / University Departments to fill up the reserved seats for which SC & ST students not available.																

DATE: 13.11.2019

OFFICE SEAL:

Principal
 Certifying the particulars furnished in
 Proforma-II.
PRINCIPAL
 DR. MGR JANAKI COLLEGE OF
 ARTS & SCIENCE FOR WOMEN
 CHENNAI - 600 028.



ACADEMIC YEAR

2022-2023

No: MJC/SCT/2022-23/2

19.11.2022

To
The Registrar,
University of Madras,
Chepauk,
Chennai - 600005.

Dear Sir,

Sub: Students strength for the year 2022- 2023 and Report regarding reservation for
SCs & STs in the first year admission for the year 2022 - 2023 - reg.

Ref: D.O.No.: SPECIAL CELL/SCT/SE 2K22-2K23/263, dated: 06.10.2022

With reference to your communication cited above we have furnished the details about students enrolment in various courses for both Shift-I and Shift-II for the year 2022- 2023 (Proforma I) and Report regarding fulfillment of reservation for SCs and STs in first year admission for the year 2022- 2023 (Proforma II) in the specified format.

Thanking you,

Yours faithfully,



Principally chit
PRINCIPAL
PRINCIPAL
DR. MGR JANAKI COLLEGE OF
ARTS & SCIENCE FOR WOMEN
CHENNAI - 600 028.



UNIVERSITY OF MADRAS

PROFORMA-I – Day College(Shift I)

Statement of strength of the students
of Arts and Science Colleges as on
30th September, 2022

Name of the College: Dr. MGR Janaki College for Women, R.A. Puram , Chennai -28. Centre Code : 1423

DEGREE	Names of the Courses offered	I Year						II Year						III Year					
		Men		Women		Total		Men		Women		Total		Men		Women		Total	
		EM	TM	EM	TM	EM	TM	EM	TM	EM	TM	EM	TM	EM	TM	EM	TM	EM	TM
@	B.Com (A&F)			70		70				79		79				78		78	
@	BBA			69		69				70		70				69		69	
@	B.Com (CS)			70		70				75		75				77		77	
@	BCA			103		103				108		108				100		100	
	Grand Total					312						332						324	
	English			53		53				47		47				54		54	
	Natya			24		24				21		21				22		22	
	Grand Total for B.A.,					77						68						76	
	Natya			12		12				11		11							
	English			19		19				23		23							
	Grand Total for M.A.,					31						34							
B.Com.,	General			67		67				74		74				78		78	

@ Here details of other Degrees such as B.Lit., BLM., BBA., B.Com (A&F), B.Com(BM), B.Com(CS), B.Com(Co-Op), B.Music., BSW., MBA., MCA., MLM., M.S.W., Certificate., Diploma., PG Diploma., PGDCS etc., conducted under affiliation of this University, may be furnished.

PROFORMA – I (Contd..)

DEGREE	Names of the Courses offered	I Year						II Year						III Year					
		Men		Women		Total		Men		Women		Total		Men		Women		Total	
		EM	TM	EM	TM	EM	TM	EM	TM	EM	TM	EM	TM	EM	TM	EM	TM	EM	TM
	Bio Chemistry			49		49				28		28				42		42	
	Microbiology			47		47				54		54				47		47	
	Computer Science			53		53				49		49				49		49	
	Psychology			36		36				50		50				50		50	
	Mathematics			19		19				20		20				35		35	
	Visual Communication			9		9				9		9				9		9	
	Grand Total for B.Sc.,					213						210						232	
	Applied Microbiology			26		26				30		30							
	Grand Total for M.Sc.,					26						30							

Note: EM-English Medium, TM-Tamil Medium

PROFORMA – I (Contd..)

Number of Backward Class/ Scheduled Caste/ Scheduled Tribe/ General Turn/ Foreign Students admitted to each course of study offered in the College during the academic year 2022-2023
(including II and III Years)

		I YEAR												II YEAR												III YEAR																		
Degree	Name of courses offered	S.C		S.T		MBC		B.C		G.T		Foreign Students		Total		S.C		S.T		MBC		B.C		G.T		Foreign Students		Total		S.C		S.T		MBC		B.C		G.T		Foreign Students		Total		
		M	W	M	W	M	W	M	W	M	W	M	W	M	W	M	W	M	W	M	W	M	W	M	W	M	W	M	W	M	W	M	W	M	W	M	W	M	W	M	W			
			7		1		18		35		6		0		67		10		0		32		28		9		0		79		8		0		32		34		4		0		78	
@	B.Com (A&F)		9		0		36		22		2		0		69		13		0		25		29		3		0		70		8		0		32		26		3		0		69	
@	BBA		22		0		33		30		2		0		70		11		1		35		25		3		0		75		12		0		30		35		0		0		77	
@	B.Com (CS)		11		0		40		48		4		0		103		11		0		43		51		3		0		108		11		0		38		48		3		0		100	
@	BCA		49		1		127		135		14		0		309		45		1		135		133		18		0		332		39		0		132		143		10		0		324	
	GRAND TOTAL		15		0		9		26		3		0		53		13		0		15		15		4		0		47		21		0		12		19		2		0		54	
	English		1		0		4		6		13		0		24		3		1		2		5		9		1		21		2		0		5		7		8		0		22	
	Natya		16		0		13		32		16		0		77		16		1		17		20		13		1		68		23		0		17		26		10		0		76	
	GRAND TOTAL		18		1		20		9		1		0		49		11		0		9		8		0		0		28		9		0		13		19		1		0		42	
	Bio Chemistry		16		0		10		19		2		0		47		13		0		21		18		2		0		54		17		0		21		34		2		0		75	
	Microbiology		5		0		18		27		3		0		53		9		1		13		24		2		0		49		4		1		17		26		1		0		49	
	Computer Science		5		0		8		18		5		0		36		7		0		12		24		7		0		50		5		0		12		25		8		0		50	
	Psychology		7		0		5		7				0		19		2		0		9		8		1		0		20		9		0		13		13		0		0		35	
	Mathematics		1		0		1		6		1		0		9		4		0		2		2		1		0		9		2		0		3		3		1		0		9	
	Visual Communication		52		1		62		86		12		0		213		46		1		66		84		13		0		210		46		1		79		120		13		0		260	
	GRAND TOTAL		7		1		17		35		6		0		67		12		0		26		33		3		0		74		10		0		26		39		3		0		78	
B.Com	General																																											

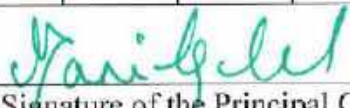
@ Here details of other Degrees such as B.Lit., BLM., BBA., B.Com(A&F), B.Com(BM), B.Com(CS), B.Com(Co-Op), B.Music., BSW., MBA., MCA., MLM., M.S.W., Certificate., Diploma., PG Diploma., PGDCS etc., conducted under affiliation of this University, may be furnished.

PROFORMA – I (Contd..)

PROFORMA - I (Contd...)		I YEAR														II YEAR													
Degree	Name of courses offered	S.C		S.T		M.B.C		B.C		G.T		Foreign Students		Total		S.C		S.T		M.B.C		B.C		G.T		Foreign Students		Total	
		M	W	M	W	M	W	M	W	M	W	M	W	M	W	M	W	M	W	M	W	M	W	M	W	M	W	M	W
M.A.,	Natya		1				2		4		5				12		1		1		1		4		4				11
	English		5				5		8		1				19		8		0		2		12		1		0		23
	GRAND TOTAL		6				7		12		6				31		9		1		3		16		5		0		34
M.Sc.,																													
	Applied Microbiology		6		1		7		9		3				26		4		0		13		13		0		0		30
	GRAND TOTAL		6		1		7		9		3				26		4		0		13		13		0		0		30
M.Com	NA																												

Degree	Name of the subject	No. OF SCHOLARS AS ON 30 TH SEPTEMBER, 2019																										
		S.C		S.T		M.B.C		B.C		G.T		Foreign Students		Total														
		M	W	M	W	M	W	M	W	M	W	M	W	M	W													
	NA																											
	NA																											

NOTE: S.C - Scheduled Caste, S.T - Scheduled Tribe, M.B.C - Most Backward Community
B.C - Backward Community, G.T - General Turn, M – Men, W – Women.


Signature of the Principal Certifying the Particulars
furnished in Proforma – I (All Pages)

PRINCIPAL
DR. MGR JANAKI COLLEGE OF
ARTS & SCIENCE FOR WOMEN
CHENNAI - 600 028.



-: 5 :-

UNIVERSITY OF MADRAS

PROFORMA-II – Shift I

PROFORMA FOR REPORT REGARDING FULFILMENT OF RESERVATION FOR SCHEDULED CASTES AND SCHEDULED TRIBES IN ADMISSION IN UNIVERSITY TEACHING DEPARTMENTS & COLLEGES FOR THE YEAR 2022- 2023, AS ON 30TH SEPTEMBER 2022

NAME OF THE DEPARTMENT/COLLEGE: Dr. MGR Janaki College for Women, R.A. Puram, Chennai -28. Centre Code: 1423

SL. NO.	I	ARTS		SCIENCE		COMMERCE		EDUCATION		COMPUTER APPLICATION		MANAGEMENT		LAW		Any Other Courses (Specify)	
		U.G COURSE	P.G COURSE	U.G COURSE	P.G COURSE	U.G COURSE	P.G COURSE	U.G COURSE	P.G COURSE	U.G COURSE	P.G COURSE	U.G COURSE	P.G COURSE	U.G COURSE	P.G COURSE	U.G COURSE	P.G COURSE
		2	3	4	5	6	7	8	9	10	11	12	13	14	15	16	17
	Number of students applied (a) In Total	91	38	339	34	345	-	-	-	136	-	81	-	-	-	-	-
	(b) Of which SC	19	7	56	5	41	-	-	-	16	-	11	-	-	-	-	-
	(c) Of which ST	1	-	2	1	3	-	-	-	0	-	1	-	-	-	-	-
	Number of students admitted (a) In Total	77	31	213	26	204	-	-	-	103	-	70	-	-	-	-	-
	(b) Of which SC	16	6	52	6	36	-	-	-	11	-	9	-	-	-	-	-
	(c) Of which ST	-	-	1	1	2	-	-	-	0	-	0	-	-	-	-	-
	Number of students admitted in general merit list not to be counted towards reservation quota (a) SC	-	-	-	-	-	-	-	-	-	-	-	-	-	-	-	-
	(b) ST	-	-	-	-	-	-	-	-	-	-	-	-	-	-	-	-
	Percentage of SC & ST students admitted to total number of students admitted (Excluding those admitted in general merit list) (a) SC	-	-	-	-	-	-	-	-	-	-	-	-	-	-	-	-
	(b) ST	-	-	-	-	-	-	-	-	-	-	-	-	-	-	-	-


P.T.

-: 6 :-

SL. NO.		ARTS		SCIENCE		COMMERCE		EDUCATION		COMPUTER APPLICATION		MANAGEMENT		LAW		Any Other Courses (Specify)	
		U.G COURSE	P.G COURSE	U.G COURSE	P.G COURSE	U.G COURSE	P.G COURSE	U.G COURSE	P.G COURSE	U.G COURSE	P.G COURSE	U.G COURSE	P.G COURSE	U.G COURSE	P.G COURSE	U.G COURSE	P.G COURSE
		2	3	4	5	6	7	8	9	10	11	12	13	14	15	16	17
5	Least percentage of marks of admitted general students (including SC & ST students admitted in general merit list)	51%	54%	52%	51%	54%				51%		53%					
	Least percentage of marks of admitted SC & ST students	65%	52%	54%	51%	52%				47%		46%					
	(a) SC																
	(b) ST			45%	53%	51%											
	Prescribed percentage of reservation																
	(a) SC	18%	18%	18%	18%	18%	18%	18%	18%	18%	18%	18%	18%	18%	18%	18%	18%
	(b) ST	1%	1%	1%	1%	1%	1%	1%	1%	1%	1%	1%	1%	1%	1%	1%	1%
	Whether reservation completely fulfilled in respect of	Yes		Yes		Yes				Yes							
	(a) SC																
	(b) ST			Yes													
	If not precise reason																
9	Steps taken by College / University Departments to fill up the reserved seats for which SC & ST students not available.																

DATE: 23.11.2022

OFFICE SEAL:


 Principal
 Certifying the particulars furnished in
 Proforma-II.
PRINCIPAL
DR. MGR JANAKI COLLEGE OF
ARTS & SCIENCE FOR WOMEN
CHENNAI - 600 028.



UNIVERSITY OF MADRAS
PROFORMA-I – Evening College(Shift II)

Statement of strength of the students
of Arts and Science Colleges as on
30th September, 2022

Name of the College: Dr. MGR Janaki College for Women, R.A. Puram , Chennai -28. Centre Code : 1424

DEGREE	Names of the Courses offered	I Year						II Year						III Year					
		Men		Women		Total		Men		Women		Total		Men		Women		Total	
		EM	TM	EM	TM	EM	TM	EM	TM	EM	TM	EM	TM	EM	TM	EM	TM	EM	TM
@	B.Com (A&F)			70		70				70		70				70		70	
@	BBA			70		70				24		24				70		70	
@	B.Com (CS)			69		69				63		63				70		70	
@	BCA			99		99				85		85				100		100	
	B.Com(BM)			70		70				66		66				70		70	
	Grand Total					378						308						380	
	Tamil				33		33				20		20				21		21
	----NA----																		
	Grand Total for B.A.,					33						20						21	
	Human Resources and Management			29		29				24		24				7		7	
	Grand Total for M. A.,					29						24						7	
B.Com.,	General			70		70				70		70				69		69	

@ Here details of other Degrees such as B.Lit., BLM., BBA., B.Com(A&F), B.Com(BM), B.Com(CS), B.Com(Co-Op), B.Music., BSW., MBA., MCA., MLM., M.S.W., Certificate., Diploma., PG Diploma., PGDCS etc., conducted under affiliation of this University, may be furnished.

-: 2 :-

PROFORMA – I (Contd..)

DEGREE	Names of the Courses offered	I Year						II Year						III Year					
		Men		Women		Total		Men		Women		Total		Men		Women		Total	
		EM	TM	EM	TM	EM	TM	EM	TM	EM	TM	EM	TM	EM	TM	EM	TM	EM	TM
B.Sc.	Computer Science			100		100				23		23				53		53	23
	Grand Total for B.Sc.,					100						23						53	
	Bioinformatics			8		8				13		13				8		8	13
	Information Technology			15		15				16		16				8		8	16
	Applied Psychology			28		28				30		30							30
	Grand Total for M.Sc.,					51						59						16	

Note: EM-English Medium, TM-Tamil Medium

-: 3 :-

PROFORMA – I (Contd..)

Number of Backward Class/ Scheduled Caste/ Scheduled Tribe/ General Turn/ Foreign Students admitted to each course of study offered in the College during the academic year 2022 - 2023 (including II and III Years)

(including II and III Years)																																											
Degree	Name of courses offered	I YEAR										II YEAR										III YEAR																					
		S.C		S.T		MBC		B.C		G.T		Foreign Student s		Total		S.C		S.T		MBC		B.C		G.T		Foreign Student s		Total		S.C		S.T		MBC		B.C		G.T		Foreign Student s		Total	
		M	W	M	W	M	W	M	W	M	W	M	W	M	W	M	W	M	W	M	W	M	W	M	W	M	W	M	W	M	W	M	W	M	W	M	W	M	W	M	W		
@	B.Com (A&F)		8				30		28		4			70		6		0		32		29		3		0		70		7		0		26		30		7		0		70	
@	BBA		31				20		18		1			70		12		0		9		2		0		0		23		17		0		26		23		3		0		69	
	B.Com (CS)		20				29		17		3			69		32		0		14		14		0		0		60		9		0		29		28		4		0		70	
@	BCA		17				39		40		3			99		23		0		33		26		1		0		83		35		0		39		24		2		0		100	
	B.Com(BM)		30				15		22		3			70		19		0		20		22		4		0		65		9		0		26		34		1		0		70	
	GRAND TOTAL		105	0	0	0	133	0	125	0	14	0	0	378	0	92	0	0	0	108	0	93	0	8	0	0	0	301	0	77	0	0	0	146	0	139	0	17	0	0	0	379	
	Tamil		14		2		7		10					33		10		1		3		6		0		0		20		8		0		9		4		0		0		21	
	GRAND TOTAL		14		2		7		10					33		10		1		3		6		0		0		20		8		0		9		4		0		0		21	
	Computer Science		21				48		28		3			100		6		1		8		9		1		0		25		9		0		22		18		1		0		50	
	GRAND TOTAL		21				48		28		3			100		6		1		8		9		1		0		25		9		0		22		18		1		0		50	
B.Co m	General		6				34		27		3			70		7		0		30		29		3		0		69		6		0		30		27		6		0		69	

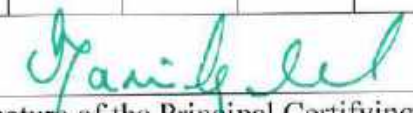
@ Here details of other Degrees such as B.Lit., BLM., BBA., B.Com(A&F), B.Com(BM), B.Com(CS), B.Com(Co-Op), B.Music., BSW., MBA., MCA., MLM., M.S.W., Certificate., Diploma., PG Diploma., PGDCS etc., conducted under affiliation of this University, may be furnished.

PROFORMA – I (Contd..)

PROFORMA – I (Contd..)		I YEAR														II YEAR													
Degree	Name of courses offered	S.C		S.T		M.B.C		B.C		G.T		Foreign Students		Total		S.C		S.T		M.B.C		B.C		G.T		Foreign Students		Total	
		M	W	M	W	M	W	M	W	M	W	M	W	M	W	M	W	M	W	M	W	M	W	M	W	M	W	M	W
M.A.,	Human Resources and Management		7				12		8		2				29		7		0		3		10		3		0		23
	GRAND TOTAL		7				12		8		2				29		7		0		3		10		3		0		23
M.Sc.,	Bioinformatics						1		7						8		2		0		4		6		1		0		13
	Information Technology		2				8		5						15		2		0		4		7		3		0		16
	Applied Psychology		4				3		16		5				28		5		0		5		17		3		0		30
	GRAND TOTAL		6				12		28		5				51		9		0		13		30		7		0		59
M.Com	NA																												

Degree	Name of the subject	No. OF SCHOLARS AS ON 30 TH SEPTEMBER, 2019													
		S.C		S.T		M.B.C		B.C		G.T		Foreign Students		Total	
		M	W	M	W	M	W	M	W	M	W	M	W	M	W
	NA														
	NA														

NOTE: S.C - Scheduled Caste, S.T - Scheduled Tribe, M.B.C - Most Backward Community
B.C - Backward Community, G.T - General Turn, M – Men, W – Women.


Signature of the Principal Certifying the Particulars
furnished in Proforma – I (All Pages)

PRINCIPAL
DR. MGR JANAKI COLLEGE OF
ARTS & SCIENCE FOR WOMEN
CHENNAI - 600 028.



-: 5 :-

UNIVERSITY OF MADRAS

PROFORMA-II –Shift II

PROFORMA FOR REPORT REGARDING FULFILMENT OF RESERVATION FOR SCHEDULED CASTES AND SCHEDULED TRIBES IN ADMISSION IN UNIVERSITY TEACHING DEPARTMENTS & COLLEGES FOR THE YEAR 2022- 2023 , AS ON 30TH SEPTEMBER 2022

NAME OF THE DEPARTMENT/COLLEGE: Dr. MGR Janaki College for Women, R.A. Puram , Chennai -28. Centre Code : 1424.

SL. NO.		ARTS		SCIENCE		COMMERCE		EDUCATION		COMPUTER APPLICATION		MANAGEMENT		LAW		Any Other Courses (Specify)	
		U.G COURSE	P.G COURSE	U.G COURSE	P.G COURSE	U.G COURSE	P.G COURSE	U.G COURSE	P.G COURSE	U.G COURSE	P.G COURSE	U.G COURSE	P.G COURSE	U.G COURSE	P.G COURSE	U.G COURSE	P.G COURSE
	1	2	3	4	5	6	7	8	9	10	11	12	13	14	15	16	17
	Number of students applied (a) In Total	24	9	78	25	324	-	-	-	122	-	76	-	-	-	-	-
	(b) Of which SC	8	2	16	5	37	-	-	-	46	-	23	-	-	-	-	-
	(c) Of which ST	-	-	-	-	-	-	-	-	-	-	-	-	-	-	-	-
	Number of students admitted (a) In Total	33	29	100	51	279	-	-	-	99	-	70	-	-	-	-	-
	(b) Of which SC	14	7	21	6	64	-	-	-	17	-	31	-	-	-	-	-
	(c) Of which ST	2	-	-	-	-	-	-	-	-	-	-	-	-	-	-	-
	Number of students admitted in general merit list not to be counted towards reservation quota (a) SC	-	-	-	-	-	-	-	-	-	-	-	-	-	-	-	-
	(b) ST	-	-	-	-	-	-	-	-	-	-	-	-	-	-	-	-
	Percentage of SC & ST students admitted to total number of students admitted (Excluding those admitted in general merit list) (a) SC	-	-	-	-	-	-	-	-	-	-	-	-	-	-	-	-
	(b) ST	-	-	-	-	-	-	-	-	-	-	-	-	-	-	-	-

P.T.

-: 6 :-

SL. NO.	1	ARTS		SCIENCE		COMMERCE		EDUCATION		COMPUTER APPLICATION		MANAGEMENT		LAW		Any Other Courses (Specify)	
		U.G COURSE	P.G COURSE	U.G COURSE	P.G COURSE	U.G COURSE	P.G COURSE	U.G COURSE	P.G COURSE	U.G COURSE	P.G COURSE	U.G COURSE	P.G COURSE	U.G COURSE	P.G COURSE	U.G COURSE	P.G COURSE
		2	3	4	5	6	7	8	9	10	11	12	13	14	15	16	17
5	Least percentage of marks of admitted general students (including SC & ST students admitted in general merit list)	51%	56%	52%	54%	51%				53%		54%					
	Least percentage of marks of admitted SC & ST students	48%	55%	51%	50%	52%				50%		58%					
	(a) SC																
	(b) ST	46%															
	Prescribed percentage of reservation	18%	18%	18%	18%	18%	18%	18%	18%	18%	18%	18%	18%	18%	18%	18%	18%
	(a) SC																
	(b) ST	1%	1%	1%	1%	1%	1%	1%	1%	1%	1%	1%	1%	1%	1%	1%	1%
	Whether reservation completely fulfilled in respect of			Yes		Yes				Yes		Yes					
	(a) SC																
	(b) ST																
	If not precise reason																
9	Steps taken by College / University Departments to fill up the reserved seats for which SC & ST students not available.																

DATE: 17.11.2022

OFFICE SEAL:


 Principal
 Certifying the particulars furnished in
 Proforma-II.
PRINCIPAL
DR. MGR JANAKI COLLEGE
ARTS & SCIENCE FOR WOMEN
CHENNAI - 600 028.